

GLZ2.0 SERIES

SURFACE MOUNT ZENER DIODES

VOLTAGE 2.0 to 56 Volts

POWER 500 mWatts

MINI-MELF / LL34

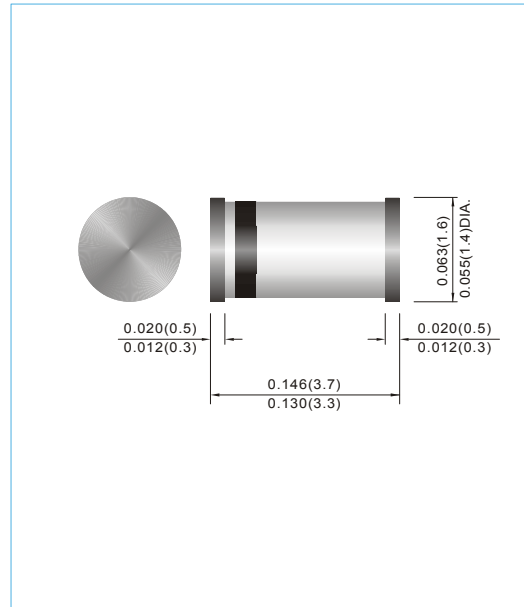
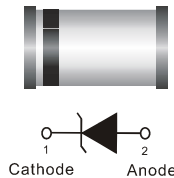
Unit : inch(mm)

FEATURES

- Planar Die construction
- 500mW Power Dissipation
- Ideally Suited for Automated Assembly Processes
- Lead free in comply with EU RoHS 2011/65/EU directives

MECHANICAL DATA

- Case: Molded Glass MINI-MELF
- Terminals: Solderable per MIL-STD-750, Method 2026
- Approx. Weight: 0.001 ounces, 0.03 grams.
- Mounting Position: Any
- Polarity : Color band denotes cathode end
- Packing information
T/R - 2.5K per 7" plastic Reel
T/R - 10K per 13" plastic Reel



MAXIMUM RATINGS AND ELECTRICAL CHARACTERISTICS

Parameter	Symbol	Value	Units
Power Dissipation at $T_A = 25^\circ\text{C}$	P_{TOT}	500	mW
Junction Temperature Range	T_J	-55 to + 175	$^\circ\text{C}$
Storage Temperature Range	T_{STG}	-65 to + 175	$^\circ\text{C}$

Valid provided that leads at a distance of 10mm from case are kept at ambient temperature.

Parameter	Symbol	Min.	Typ.	Max.	Units
Thermal Resistance Junction to Ambient Air	$R_{\theta JA}$	--	--	0.3	$^\circ\text{C}/\text{mW}$
Forward Voltage at $I_F = 100\text{mA}$	V_F	--	--	1	V

Valid provided that leads at a distance of 10mm from case are kept at ambient temperature.

GLZ2.0 SERIES

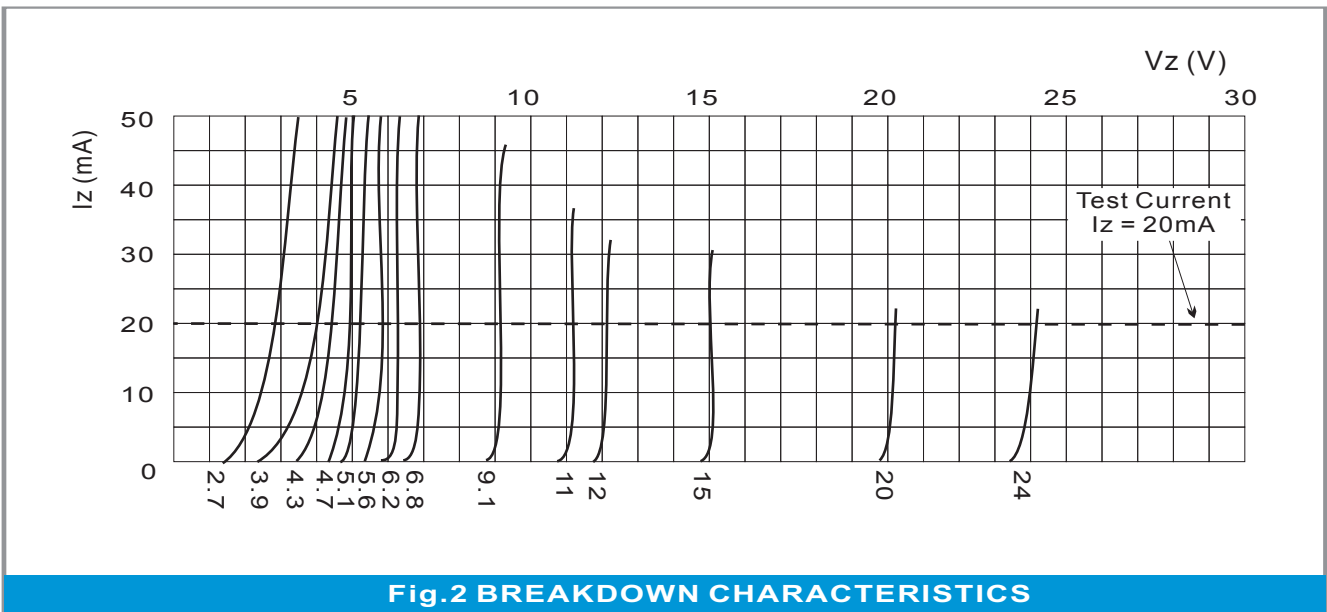
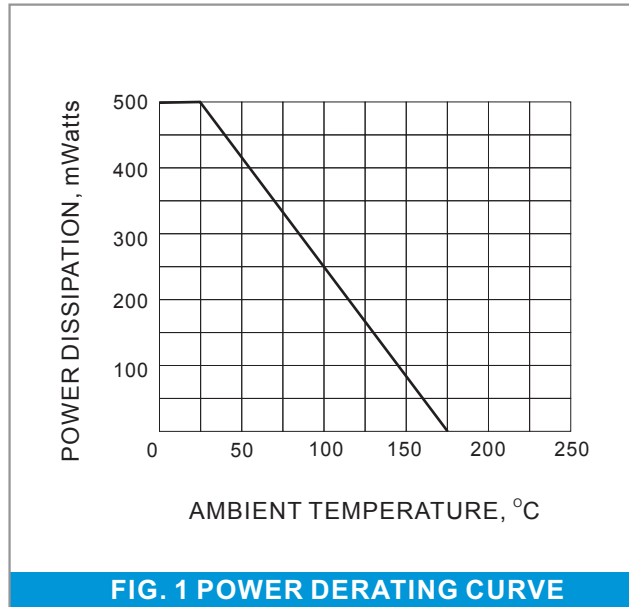
Part Number	Nominal Zener Voltage			Max. Zener Impedance				Max Reverse Leakage Current		Marking Code
	V _Z @ I _{ZT}			Z _{ZT} @ I _{ZT}		Z _{ZK} @ I _{ZK}		I _R @ V _R		
	Nom. V	Min. V	Max. V	Ω	mA	Ω	mA	μA	V	
500 mW Zener Diodes										
GLZ 2.0A	2	1.88	2.1	140	20	2000	1	120	0.5	2A0
GLZ 2.0B	2	2.02	2.2	140	20	2000	1	120	0.5	2B0
GLZ 2.2A	2.2	2.12	2.3	120	20	2000	1	120	0.7	2A2
GLZ 2.2B	2.2	2.22	2.41	120	20	2000	1	120	0.7	2B2
GLZ 2.4A	2.4	2.33	2.52	100	20	2000	1	120	1	2A4
GLZ 2.4B	2.4	2.43	2.63	100	20	2000	1	120	1	2B4
GLZ 2.7A	2.7	2.54	2.75	100	20	1000	1	120	1	2A7
GLZ 2.7B	2.7	2.69	2.91	100	20	1000	1	120	1	2B7
GLZ 3.0A	3	2.85	3.07	80	20	1000	1	50	1	3A0
GLZ 3.0B	3	3.01	3.22	80	20	1000	1	50	1	3B0
GLZ 3.3A	3.3	3.16	3.38	70	20	1000	1	20	1	3A3
GLZ 3.3B	3.3	3.32	3.53	70	20	1000	1	20	1	3B3
GLZ 3.6A	3.6	3.46	3.69	60	20	1000	1	10	1	3A6
GLZ 3.6B	3.6	3.6	3.84	60	20	1000	1	10	1	3B6
GLZ 3.9A	3.9	3.74	4.01	50	20	1000	1	5	1	3A9
GLZ 3.9B	3.9	3.89	4.16	50	20	1000	1	5	1	3B9
GLZ 4.3A	4.3	4.04	4.29	40	20	1000	1	5	1	4A3
GLZ 4.3B	4.3	4.17	4.43	40	20	1000	1	5	1	4B3
GLZ 4.3C	4.3	4.3	4.57	40	20	1000	1	5	1	4C3
GLZ 4.7A	4.7	4.44	4.68	25	20	900	1	5	1	4A7
GLZ 4.7B	4.7	4.55	4.80	25	20	900	1	5	1	4B7
GLZ 4.7C	4.7	4.68	4.93	25	20	900	1	5	1	4C7
GLZ 5.1A	5.1	4.81	5.07	20	20	800	1	5	1.5	5A1
GLZ 5.1B	5.1	4.94	5.2	20	20	800	1	5	1.5	5B1
GLZ 5.1C	5.1	5.09	5.37	20	20	800	1	5	1.5	5C1
GLZ 5.6A	5.6	5.28	5.55	13	20	500	1	5	2.5	5A6
GLZ 5.6B	5.6	5.45	5.73	13	20	500	1	5	2.5	5B6
GLZ 5.6C	5.6	5.61	5.91	13	20	500	1	5	2.5	5C6
GLZ 6.2A	6.2	5.78	6.09	10	20	300	1	5	3	6A2
GLZ 6.2B	6.2	5.96	6.27	10	20	300	1	5	3	6B2
GLZ 6.2C	6.2	6.12	6.44	10	20	300	1	5	3	6C2
GLZ 6.8A	6.8	6.29	6.63	8	20	150	0.5	2	3.5	6A8
GLZ 6.8B	6.8	6.49	6.83	8	20	150	0.5	2	3.5	6B8
GLZ 6.8C	6.8	6.66	7.01	8	20	150	0.5	2	3.5	6C8
GLZ 7.5A	7.5	6.85	7.22	8	20	120	0.5	0.5	4	7A5
GLZ 7.5B	7.5	7.07	7.45	8	20	120	0.5	0.5	4	7B5
GLZ 7.5C	7.5	7.29	7.67	8	20	120	0.5	0.5	4	7C5
GLZ 8.2A	8.2	7.53	7.92	8	20	120	0.5	0.5	5	8A2
GLZ 8.2B	8.2	7.78	8.19	8	20	120	0.5	0.5	5	8B2
GLZ 8.2C	8.2	8.03	8.45	8	20	120	0.5	0.5	5	8C2
GLZ 9.1A	9.1	8.29	8.73	8	20	120	0.5	0.5	6	9A1
GLZ 9.1B	9.1	8.57	9.01	8	20	120	0.5	0.5	6	9B1
GLZ 9.1C	9.1	8.83	9.3	8	20	120	0.5	0.5	6	9C1
GLZ 10A	10	9.12	9.59	8	20	120	0.5	0.2	7	10A
GLZ 10B	10	9.41	9.9	8	20	120	0.5	0.2	7	10B
GLZ 10C	10	9.7	10.2	8	20	120	0.5	0.2	7	10C
GLZ 10D	10	9.94	10.44	8	20	120	0.5	0.2	7	10D
GLZ 11A	11	10.18	10.71	10	10	120	0.5	0.2	8	11A
GLZ 11B	11	10.5	11.05	10	10	120	0.5	0.2	8	11B
GLZ 11C	11	10.82	11.38	10	10	120	0.5	0.2	8	11C

GLZ2.0 SERIES

Part Number	Nominal Zener Voltage			Max. Zener Impedance				Max Reverse Leakage Current		Marking Code
	V _Z @ I _{ZT}			Z _{ZT} @ I _{ZT}		Z _{ZK} @ I _{ZK}		I _R @ V _R		
	Nom. V	Min. V	Max. V	Ω	mA	Ω	mA	μA	V	
500 mW Zener Diodes										
GLZ 12A	12	11.13	11.71	12	10	110	0.5	0.2	9	12A
GLZ 12B	12	11.44	12.03	12	10	110	0.5	0.2	9	12B
GLZ 12C	12	11.74	12.35	12	10	110	0.5	0.2	9	12C
GLZ 13A	13	12.11	12.75	14	10	110	0.5	0.2	10	13A
GLZ 13B	13	12.55	13.21	14	10	110	0.5	0.2	10	13B
GLZ 13C	13	12.99	13.66	14	10	110	0.5	0.2	10	13C
GLZ 15A	15	13.44	14.13	16	10	110	0.5	0.2	11	15A
GLZ 15B	15	13.89	14.62	16	10	110	0.5	0.2	11	15B
GLZ 15C	15	14.35	15.09	16	10	110	0.5	0.2	11	15C
GLZ 16A	16	14.8	15.57	18	10	150	0.5	0.2	12	16A
GLZ 16B	16	15.25	16.04	18	10	150	0.5	0.2	12	16B
GLZ 16C	16	15.69	16.51	18	10	150	0.5	0.2	12	16C
GLZ 18A	18	16.22	17.06	23	10	150	0.5	0.2	13	18A
GLZ 18B	18	16.82	17.7	23	10	150	0.5	0.2	13	18B
GLZ 18C	18	17.42	18.33	23	10	150	0.5	0.2	13	18C
GLZ 20A	20	18.02	18.96	28	10	200	0.5	0.2	15	20A
GLZ 20B	20	18.63	19.59	28	10	200	0.5	0.2	15	20B
GLZ 20C	20	19.23	20.22	28	10	200	0.5	0.2	15	20C
GLZ 20D	20	19.72	20.72	28	10	200	0.5	0.2	15	20D
GLZ 22A	22	20.15	21.2	30	5	200	0.5	0.2	17	22A
GLZ 22B	22	20.64	21.71	30	5	200	0.5	0.2	17	22B
GLZ 22C	22	21.08	22.17	30	5	200	0.5	0.2	17	22C
GLZ 22D	22	21.52	22.63	30	5	200	0.5	0.2	17	22D
GLZ 24A	24	22.05	23.18	35	5	200	0.5	0.2	19	24A
GLZ 24B	24	22.61	23.77	35	5	200	0.5	0.2	19	24B
GLZ 24C	24	23.12	24.31	35	5	200	0.5	0.2	19	24C
GLZ 24D	24	23.63	24.85	35	5	200	0.5	0.2	19	24D
GLZ 27A	27	24.26	25.52	45	5	250	0.5	0.2	21	27A
GLZ 27B	27	24.97	26.26	45	5	250	0.5	0.2	21	27B
GLZ 27C	27	25.63	26.95	45	5	250	0.5	0.2	21	27C
GLZ 27D	27	26.29	27.64	45	5	250	0.5	0.2	21	27D
GLZ 30A	30	26.99	28.39	55	5	250	0.5	0.2	23	30A
GLZ 30B	30	27.7	29.13	55	5	250	0.5	0.2	23	30B
GLZ 30C	30	28.36	29.82	55	5	250	0.5	0.2	23	30C
GLZ 30D	30	29.02	30.51	55	5	250	0.5	0.2	23	30D
GLZ 33A	33	29.68	31.22	65	5	250	0.5	0.2	25	33A
GLZ 33B	33	30.32	31.88	65	5	250	0.5	0.2	25	33B
GLZ 33C	33	30.9	32.5	65	5	250	0.5	0.2	25	33C
GLZ 33D	33	31.49	33.11	65	5	250	0.5	0.2	25	33D
GLZ 36A	36	32.14	33.79	75	5	250	0.5	0.2	27	36A
GLZ 36B	36	32.79	34.49	75	5	250	0.5	0.2	27	36B
GLZ 36C	36	33.4	35.13	75	5	250	0.5	0.2	27	36C
GLZ 36D	36	34.01	35.77	75	5	250	0.5	0.2	27	36D
GLZ 39A	39	34.68	36.47	85	5	250	0.5	0.2	30	39A
GLZ 39B	39	35.36	37.19	85	5	250	0.5	0.2	30	39B
GLZ 39C	39	36	37.85	85	5	250	0.5	0.2	30	39C
GLZ 39D	39	36.63	38.52	85	5	250	0.5	0.2	30	39D
GLZ 41	41	37	41	90	5	-	-	0.2	30	41
GLZ 43	43	40	45	90	5	-	-	0.2	33	43
GLZ 47	47	44	49	90	5	-	-	0.2	36	47
GLZ 51	51	48	54	110	5	-	-	0.2	39	51
GLZ 56	56	53	60	110	5	-	-	0.2	43	56

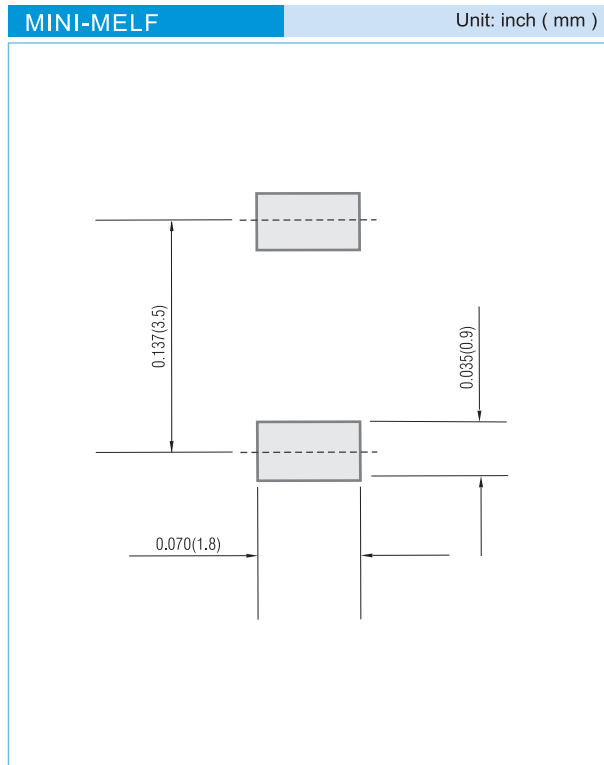
GLZ2.0 SERIES

RATING AND CHARACTERISTIC CURVES



GLZ2.0 SERIES

MOUNTING PAD LAYOUT



ORDER INFORMATION

- Packing information
 - T/R - 10K per 13" plastic Reel
 - T/R - 2.5K per 7" plastic Reel