



DATA SHEET

GBPC35005~GBPC3510

GLASS PASSIVATED BRIDGE RECTIFIER

VOLTAGE 50 to 1000 Volts **CURRENT** 35 Amperes

GBPC Unit:inch(mm)

FEATURES

- Plastic material has Underwriters Laboratory Flammability Classification 94V-O
- The plastic package has Underwriters Laboratory Flammability Classification 94V-O.
- Pb free product are available : 99% Sn above can meet Rohs environment substance directive request

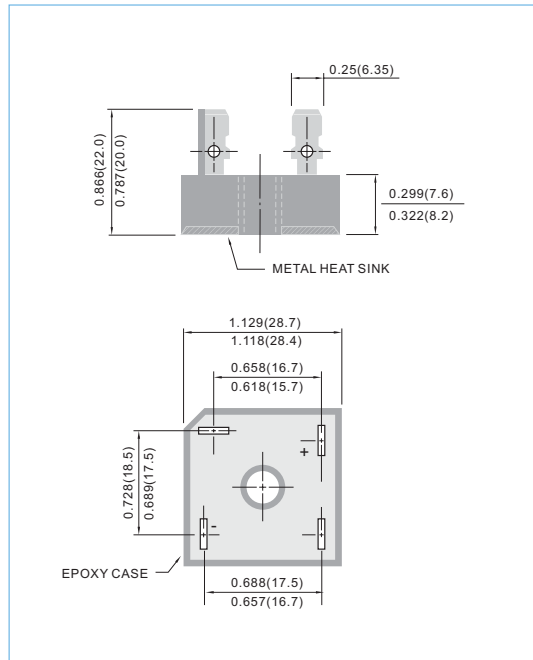
MECHANICAL DATA

Case:Molded plastic with heatsink integrally mouthed in the bridge encapsulation.

Mounting position: Any

Weight: 1 ounce, 30 grams

Therminals: Plated . 25" FASTON



MAXIMUM RATINGS AND ELECTRICAL CHARACTERISTICS

Rating at 25°C ambient temperature unless otherwise specified. Resistive or inductive load, 60Hz.
For Capacitive load derate current by 20%.

PARAMETER	SYMBOL	GBPC 35005	GBPC 3501	GBPC 3502	GBPC 3504	GBPC 3506	GBPC 3508	GBPC 3510	UNITS
Maximum Recurrent Peak Reverse Voltage	V_{RRM}	50	100	200	400	600	800	1000	V
Maximum RMS Bridge Input Voltage	V_{RMS}	35	70	140	280	420	560	700	V
Maximum DC Blocking Voltage	V_{DC}	50	100	200	400	600	800	1000	V
Maximum Average Forward Current For Resistive Load at $T_C=55^\circ C$	I_{AV}	35							A
Non-repetitive Peak Forward Surge Current at Rated Load	I_{FSM}	400							A
Maximum Forward Voltage per Bridge Element at 17.5A Specified Current	V_F	1.2							V
Maximum Reverse Leakage Current at Rated @ $T_A=25^\circ C$ Dc Blocking Voltage @ $T_A=100^\circ C$	I_R	10.0 1000							μA
I^2t Rating for fusing ($t < 8.35ms$)	I^2t	660							A^2t
Typical Thermal Resistance per leg	$R_{\theta JC}$	3.0							$^\circ C/W$
Operating Junction and Storage Temperature Range	T_J, T_{STG}	-55 to + 150							$^\circ C$



RATING AND CHARACTERISTIC CURVES

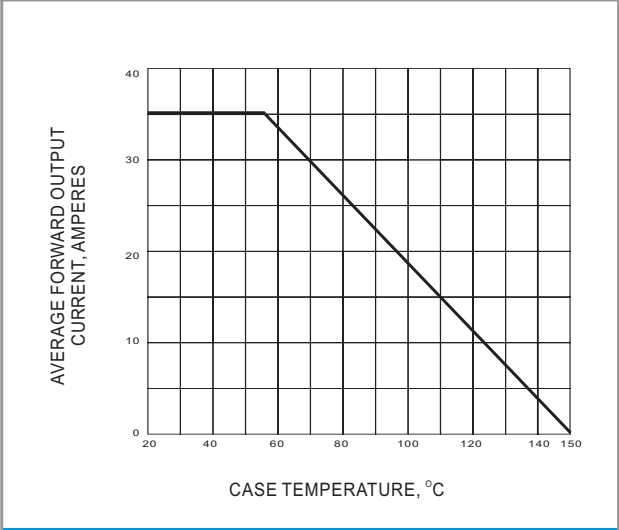


Fig.1 DERATING CURVE FOR OUTPUT RECTIFIED CURRENT

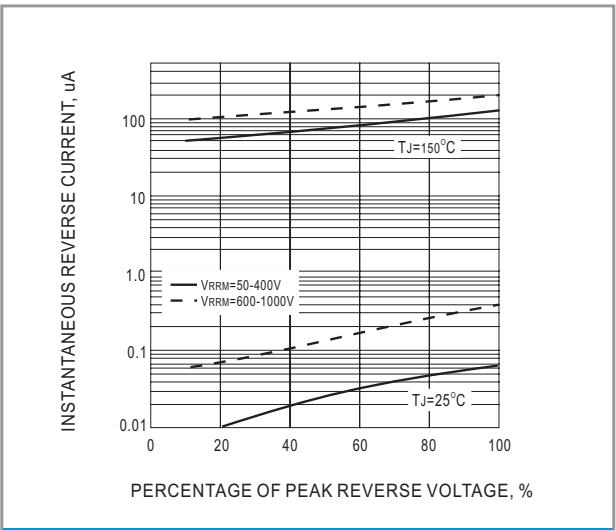


Fig.2 TYPICAL REVERSE CHARACTERISTICS

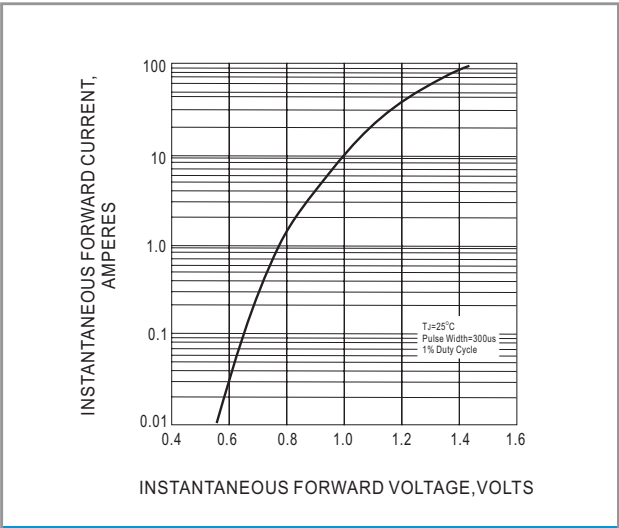


Fig.3 TYPICAL FORWARD CHARACTERISTIC