



1. DATA SHEET

BAV70

SURFACE MOUNT SWITCHING DIODES

VOLTAGE 75 Volts **POWER** 250mWatts

SOT-23

Unit: inch (mm)

FEATURES

- Fast switching speed.
- Surface mount package Ideally Suited for Automatic insertion
- Electrically Identical to Standard JEDEC
- High Conductance
- Both normal and Pb free product are available :

Normal : 80~95% Sn, 5~20% Pb
Pb free: 99% Sn above can meet Rohs environment substance directive request

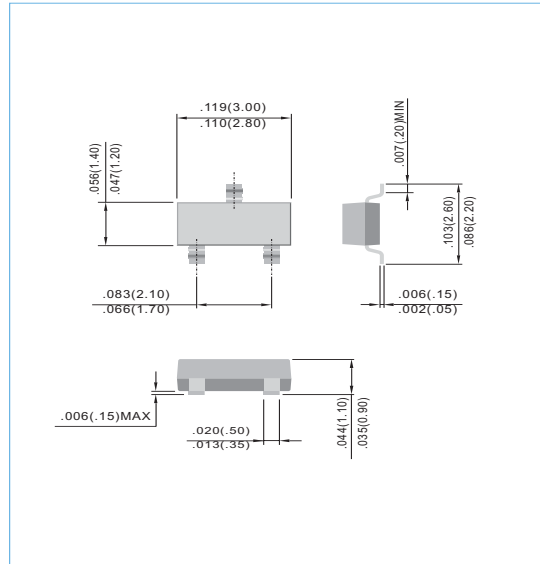
MECHANICAL DATA

Case: SOT-23, Plastic

Terminals: Solderable per MIL-STD-202G, Method 208

Approx. Weight: 8mg

Marking Code: JA



MAXIMUM RATINGS AND ELECTRICAL CHARACTERISTICS

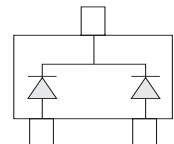
Ratings at 25°C ambient temperature unless otherwise specified. For capacitive load, derate current by 20%.

PARAMETER	SYMBOL	BAV70	UNITS
Reverse Voltage	V_R	75	V
Peak Reverse Voltage	V_{RM}	100	V
Rectified Current (Average), Half Wave Rectification with Resistive Load and $f \geq 50$ Hz	I_o	150	mA
Peak Forward Surge Current, 1.0us	I_{FSM}	2.0	A
Power Dissipation Derate Above 25°C	P_{TOT}	250	mW
Maximum Forward Voltage	V_F	0.715 @ $I_F=0.001A$ 0.855 @ $I_F=0.01A$ 1.0 @ $I_F=0.05A$ 1.25 @ $I_F=0.15A$	V
Maximum DC Reverse Current at 25V 75V	I_R	0.03 2.5	μA
Maximum Junction Capacitance(Notes 1)	C_J	1.5	pF
Maximum Reverse Recovery Time (Notes 2)	T_{RR}	4.0	ns
Maximum Thermal Resistance	$R_{\theta JA}$	625	°C / W
Junction Temperature Range	T_J	-55 TO +150	°C

NOTE:

1. C_J at $V_R=0$, $f=1MHz$
2. From $I_F=10mA$ to $I_R=1mA$, $V_R=6Volts$, $R_L=100\Omega$

COMMON CATHODE



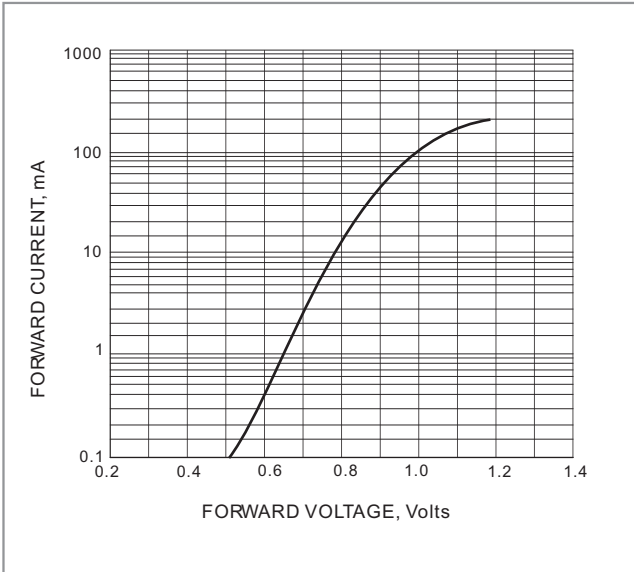


FIG. 1-TYPICAL FORWARD CHARACTERISTIC

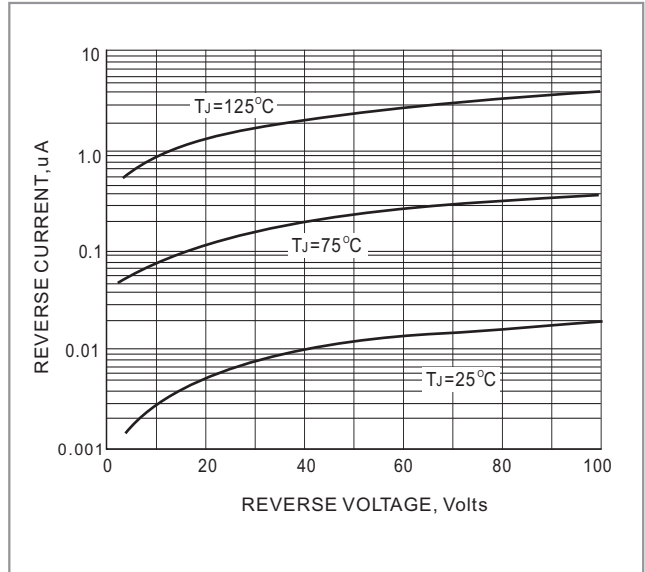


FIG. 2-TYPICAL REVERSE CHARACTERISTICS

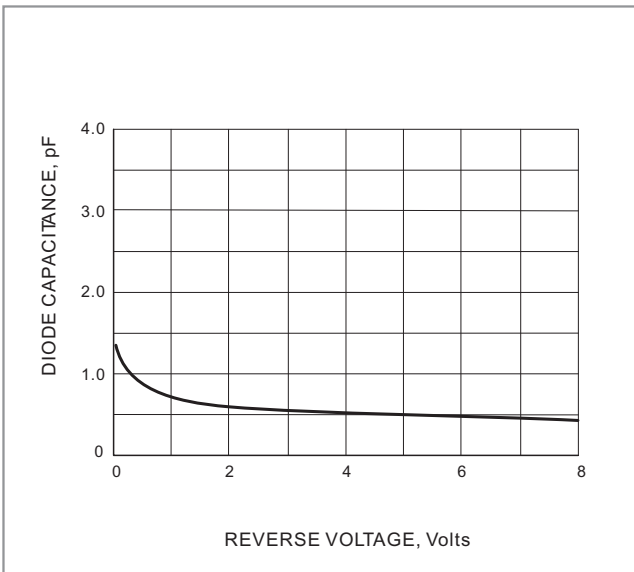


FIG. 3 TYPICAL JUNCTION CAPACITANCE

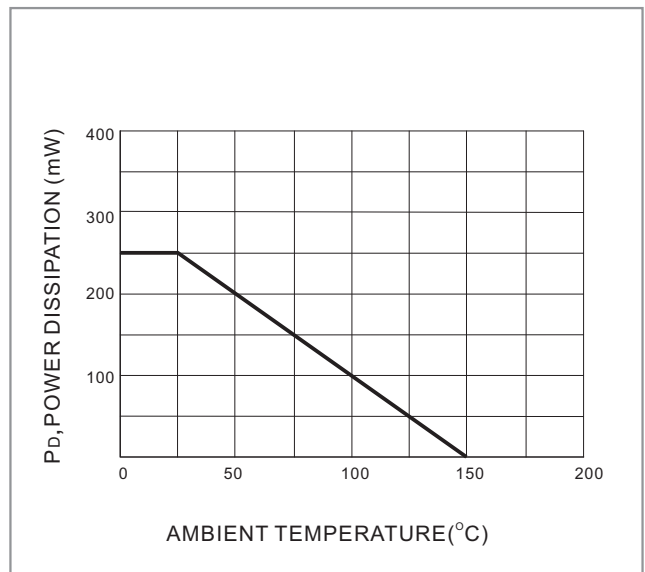
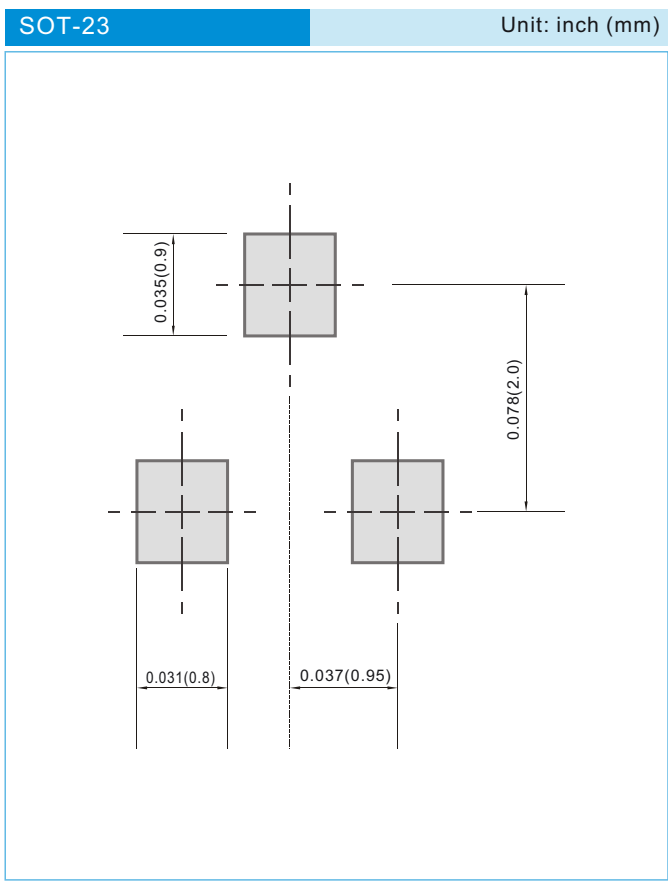


FIG. 4 POWER DERATING CURVE



MOUNTING PAD LAYOUT



ORDER INFORMATION

- Packing information
 - T/R - 12K per 13" plastic Reel
 - T/R - 3.0K per 7" plastic Reel

LEGAL STATEMENT

IMPORTANT NOTICE

This information is intended to unambiguously characterize the product in order to facilitate the customer's evaluation of the device in the application. The information will help the customer's technical experts determine that the device is compatible and interchangeable with similar devices made by other vendors. The information in this data sheet is believed to be reliable and accurate. The specifications and information herein are subject to change without notice. New products and improvements in products and product characterization are constantly in process. Therefore, the factory should be consulted for the most recent information and for any special characteristics not described or specified.

Copyright Pan Jit International Inc. 2003

All rights reserved. Reproduction in whole or in part is prohibited without the prior written consent of the copyright owner.

The information presented in this document does not form part of any quotation or contract. The information presented is believed to be accurate and reliable, and may change without notice in advance. No liability will be accepted by the publisher for any consequence of use. Publication thereof does not convey nor imply any license under patent or other industrial or intellectual property rights.