



# DATA SHEET

## BAS70/A/C/S

### SURFACE MOUNT SCHOTTKY DIODES

**VOLTAGE** 70 Volts    **CURRENT** 0.2 Amperes

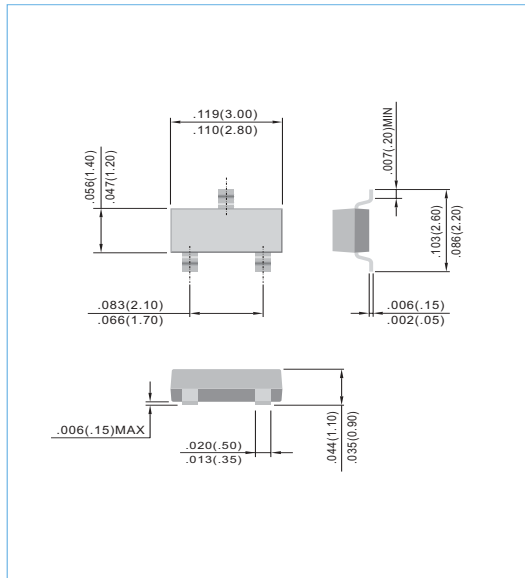
**SOT-23**    Unit: inch (mm)

#### FEATURES

- Fast switching speed
- Surface mount package ideally suited for automatic insertion  
Electrical identical standard JEDEC
- High conductor
- Both normal and Pb free product are available :  
Normal : 80~95% Sn, 5~20% Pb  
Pb free: 98.5% Sn above

#### MECHANICAL DATA

Case: SOT-23, Plastic  
Terminals: Solderable per MIL-STD-202, Method 208  
Approx. Weight: 0.008 gram  
Marking: A70,A72,A73,A74

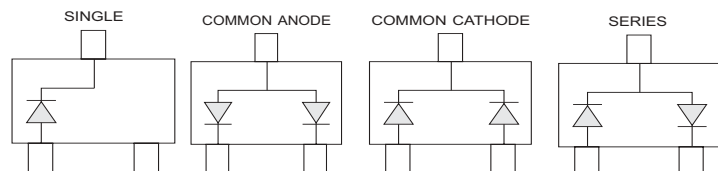


#### ABSOLUTE RATINGS

PARAMETER	Symbol	BAS 70	BAS70A	BAS 70C	BAS70S	Units
Reverse Voltage	$V_R$	70				V
Peak Reverse Voltage	$V_{RRM}$	70				V
Average Rectified Current at $T_{em p}=25^{\circ}C$	$I_o$	0.2				A
Non-repetitive Peak Forward Surge Current at $t=1.0$ s	$I_{FSM}$	0.6				A

#### THERMAL CHARACTERISTICS

PARAMETER	Symbol	BAS 70	BAS 70A	BAS 70C	BAS70S	Units
Power Dissipation	$P_{TOT}$	225				mW
Thermal Resistance, Junction to Ambient	$R_{\theta JA}$	556				$^{\circ}C/W$
Junction Temperature	$T_J$	150				$^{\circ}C$
Storage Temperature at $T_{em p}=25^{\circ}C$	$T_{STG}$	-55 to 150				$^{\circ}C$
Circuit Figure		SINGLE	COMMON ANODE	COMMON CATHODE	SERIES	





### ELECTRICAL CHARACTERISTICS

PARAMETER	Symbol	Test Condition	MIN.	TYP.	MAX.	Units
Reverse Breakdown Voltage	$V_{BR}$	$I_E=10 \mu A$	70	—	—	V
Reverse Current	$I_R$	$V_R=70 V$ $V_R=50 V$	—	—	1.0 0.1	$\mu A$
Forward Voltage	$V_F$	$I_F=1.0 mA$ $I_F=10 mA$ $I_F=15 mA$	—	—	0.41 0.75 1.00	V
Maximum Junction Capacitance	$C_J$	$V_R=0 V, f=1.0 MHz$	—	—	2.0	pF

### ELECTRICAL CHARACTERISTICS CURVE

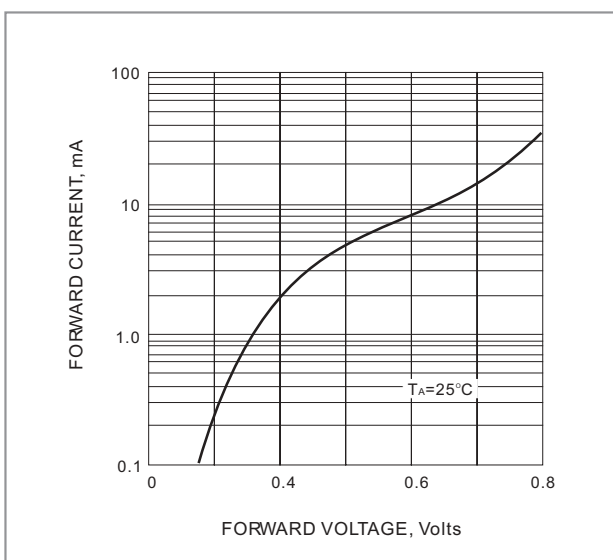


FIG. 1-TYPICAL FORWARD CHARACTERISTIC

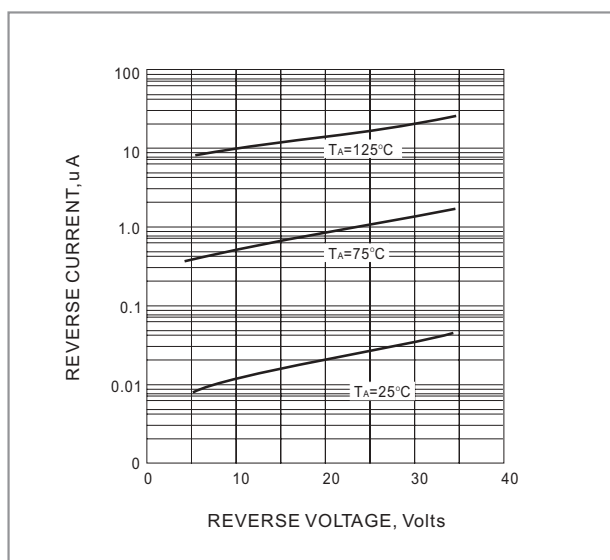


FIG. 2-TYPICAL REVERSE CHARACTERISTICS

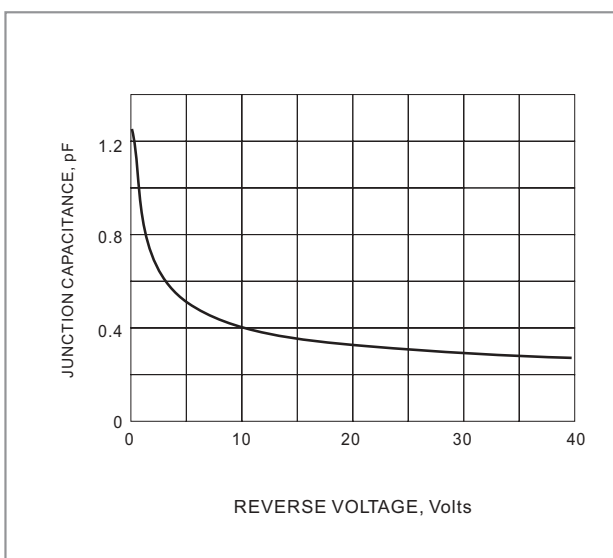


FIG. 3 TYPICAL JUNCTION CAPACITANCE

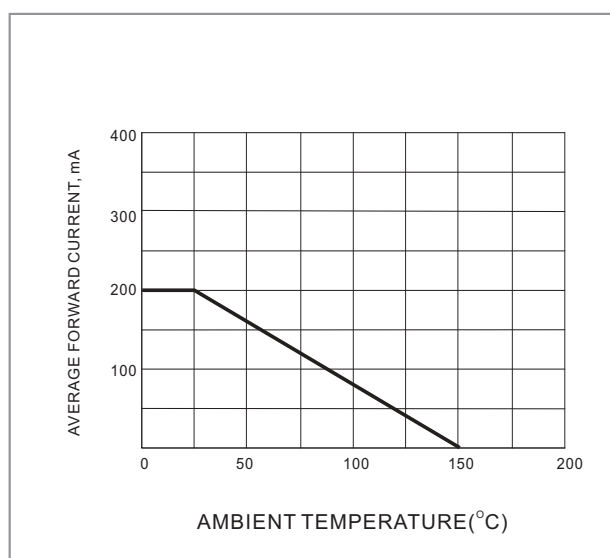


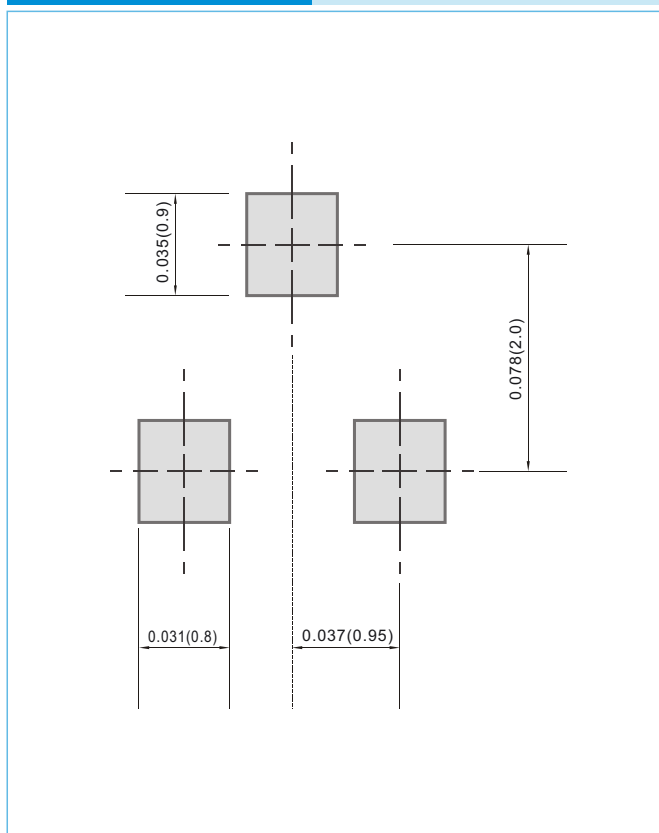
FIG. 4 FORWARD CURRENT DERATING



## MOUNTING PAD LAYOUT

SOT-23

Unit: inch (mm)



## ORDER INFORMATION

- Packing information

T/R - 12K per 13" plastic Reel

T/R - 3.0K per 7" plastic Reel

## LEGAL STATEMENT

### IMPORTANT NOTICE

This information is intended to unambiguously characterize the product in order to facilitate the customer's evaluation of the device in the application. The information will help the customer's technical experts determine that the device is compatible and interchangeable with similar devices made by other vendors. The information in this data sheet is believed to be reliable and accurate. The specifications and information herein are subject to change without notice. New products and improvements in products and product characterization are constantly in process. Therefore, the factory should be consulted for the most recent information and for any special characteristics not described or specified.

### Copyright Pan Jit International Inc. 2003

All rights reserved. Reproduction in whole or in part is prohibited without the prior written consent of the copyright owner.

The information presented in this document does not form part of any quotation or contract. The information presented is believed to be accurate and reliable, and may change without notice in advance. No liability will be accepted by the publisher for any consequence of use. Publication thereof does not convey nor imply any license under patent or other industrial or intellectual property rights.