



SD103AWS~SD103CWS

SURFACE MOUNT SCHOTTKY BARRIER

VOLTAGE 20 to 40 Volts **CURRENT** 0.35 Amperes

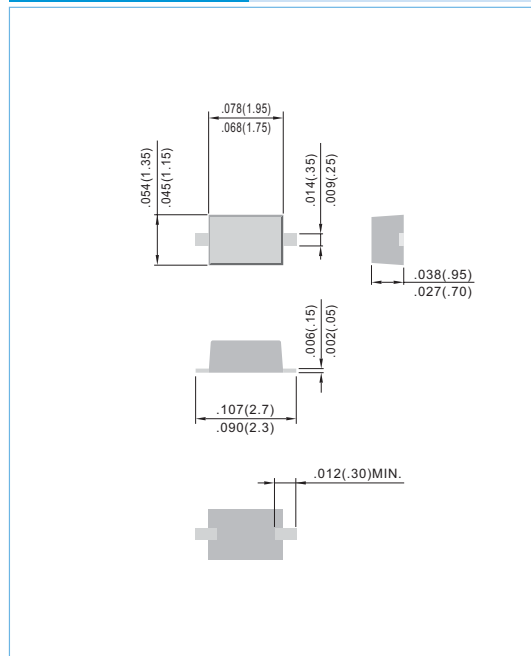
SOD-323 Unit: inch (mm)

FEATURES

- Low turn-on voltage
- Fast switching
- PN Junction Guard Ring for Transient and ESD Protection.
- In compliance with EU RoHS 2002/95/EC directives

MECHANICAL DATA

- Case: SOD-323, Plastic
- Terminals: Solderable per MIL-STD-750, Method 2026
- Approx. Weight: 0.01 gram



MAXIMUM RATINGS AND ELECTRICAL CHARACTERISTICS

Ratings at 25°C ambient temperature unless otherwise specified. For capacitive load, derate current by 20%.

Parameter	Symbol	SD103AWS	SD103BWS	SD103CWS	Units
Marking Code	-	S6	S7	S8	-
Maximum Recurrent Peak Reverse Voltage	V_{RRM}	40	30	20	V
Maximum RMS Voltage	V_{RMS}	28	21	14	V
Maximum DC Blocking Voltage	V_{DC}	40	30	20	V
Maximum Average Forward Current at $T_a=75^{\circ}C$	$I_{F(AV)}$	0.35			A
Peak Forward Surge Current at 10uS	I_{FSM}	2.0			A
Maximum Instantaneous Forward Voltage	V_F	0.37@0.02A 0.60@0.2A			V
Maximum Reverse Current	I_R	5.0@30V	5.0@20V	5.0@10V	uA
Typical Junction Capacitance at $V_R=0V$	C_J	50			pF
Maximum Thermal Resistance	$R_{\theta JA}$	300			$^{\circ}C / W$
Operating Junction and Storage Temperature Range	T_J	-55 to +125			$^{\circ}C$



SD103AWS~SD103CWS

RATING AND CHARACTERISTIC CURVES

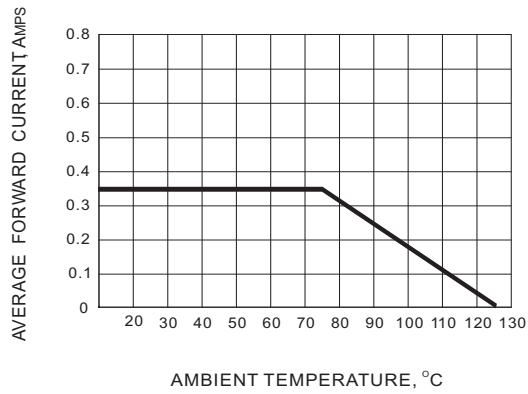


Fig.1 FORWARD CURRENT DERATING CURVE

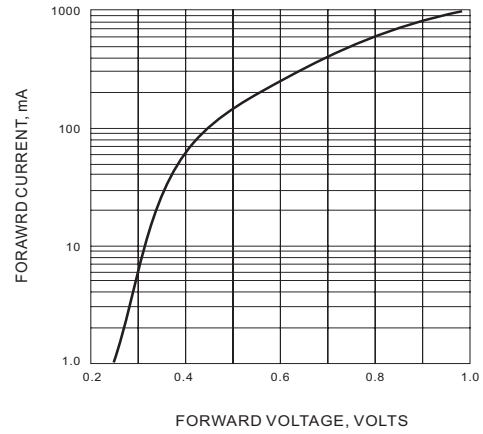


Fig.2 TYPICAL FORWARD CHARACTERISTIC

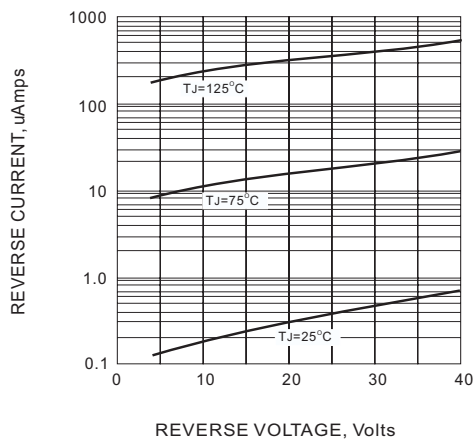


Fig.3 TYPICAL REVERSE CURRENT

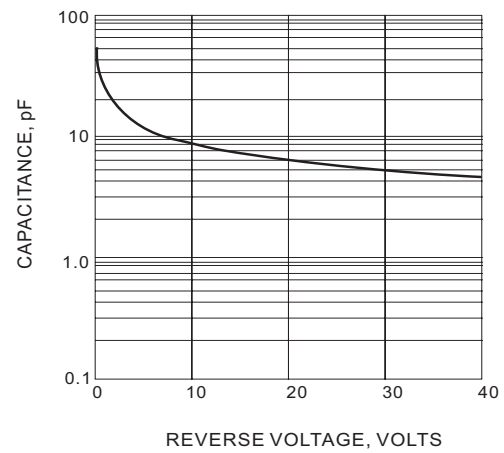


Fig.4 TYPICAL JUNCTION CAPACITANCE

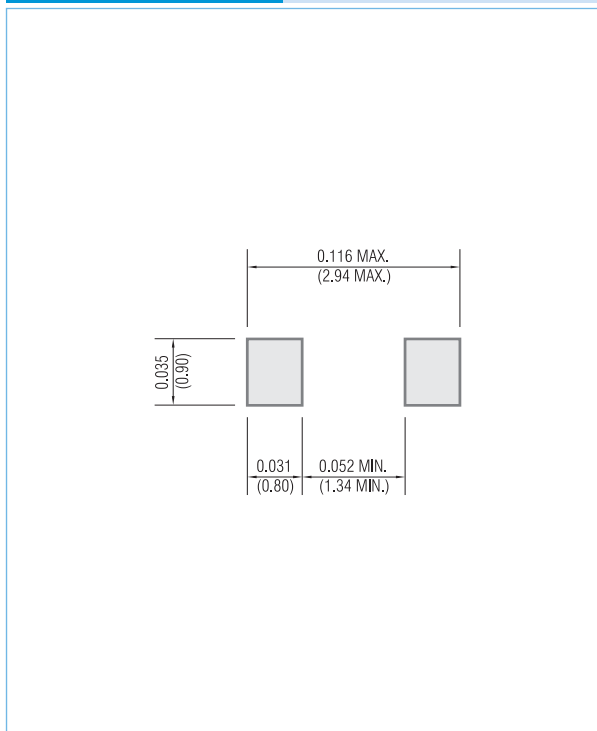


SD103AWS~SD103CWS

MOUNTING PAD LAYOUT

SOD-323

Unit: inch (mm)



ORDER INFORMATION

- Packing information
 - T/R - 12K per 13" plastic Reel
 - T/R - 5K per 7" plastic Reel

LEGAL STATEMENT

Copyright PanJit International, Inc 2008

The information presented in this document is believed to be accurate and reliable. The specifications and information herein are subject to change without notice. Pan Jit makes no warranty, representation or guarantee regarding the suitability of its products for any particular purpose. Pan Jit products are not authorized for use in life support devices or systems. Pan Jit does not convey any license under its patent rights or rights of others.