



PJSD03TM ~ PJSD15TM

ESD PROTECTION DIODES

FEATURES

- IEC61000-4-2 Level 4 ESD Protection
- In compliance with EU RoHS 2002/95/EC directives

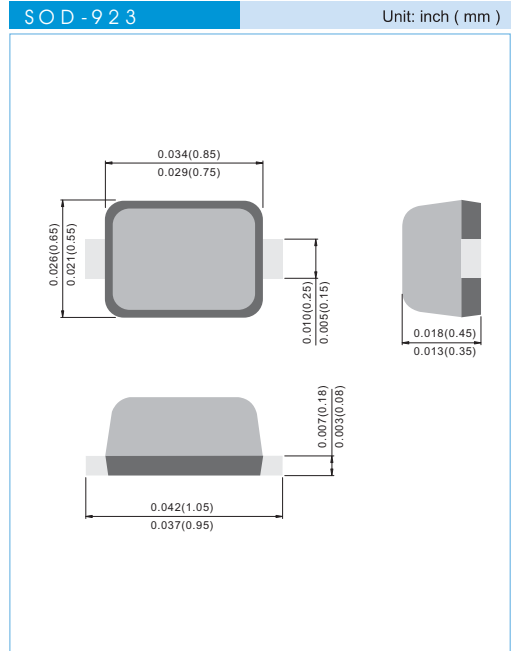
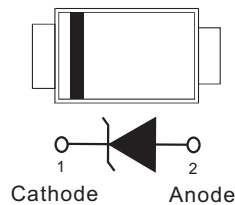
MECHANICAL DATA

Case: SOD-923, Plastic

Terminals: Solderable per MIL-STD-750, Method 2026

Polarity : Color band cathode

Approx.Weight : 0.0004gram



MAXIMUM RATINGS

Rating	Symbol	Value	Units
Peak Pulse Power Dissipation (8/20 μ s Waveform)	P _{PP}	40	W
Lead Solder Temperature-Maximum (10 Second Duration)	T _L	260	°C
Operating Junction and Storage Temperature Range	T _J , T _{STG}	-55 to + 150	°C

Stresses exceeding Maximum Ratings may damage the device. Maximum Rating are stress ratings only. Functional operation above the Recommended Operating Conditions is not implied. Extended exposure to stresses above the Recommended Operating Conditions may affect device reliability.

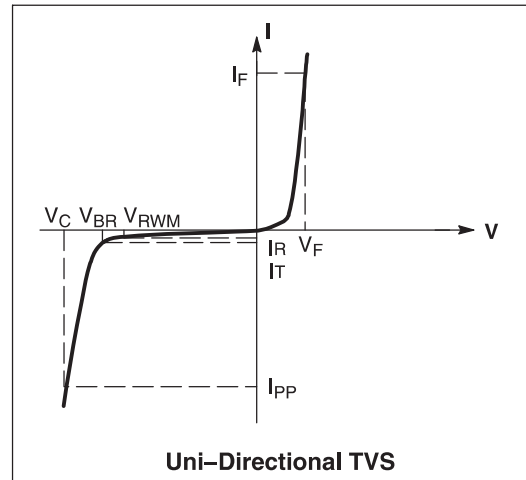
Note : 1.FR-4 = 70 x 60 x 1mm.



PJSD03TM ~ PJSD15TM

ELECTRICAL CHARACTERISTICS (T_A=25°C unless otherwise noted)

Parameter	Symbol
Maximum Reverse Peak Pulse Current	I _{PP}
Clamping Voltage@I _{PP}	V _C
Working Peak Reverse Voltage	V _{RWM}
Maximum Reverse Leakage Current@V _{RWM}	I _R
Breakdown Voltage @ I _T	V _{BR}
Test Current	I _T
Forward Current	I _F
Forward Voltage@I _F	V _F
Peak Pulse Power Dissipation	PPP
Max.Capacitance@V _R =0 and f=1MHz	C _J



ELECTRICAL CHARACTERISTICS (T_A=25°C unless otherwise noted, V_F=1.1V Max. @I_F=10mA)

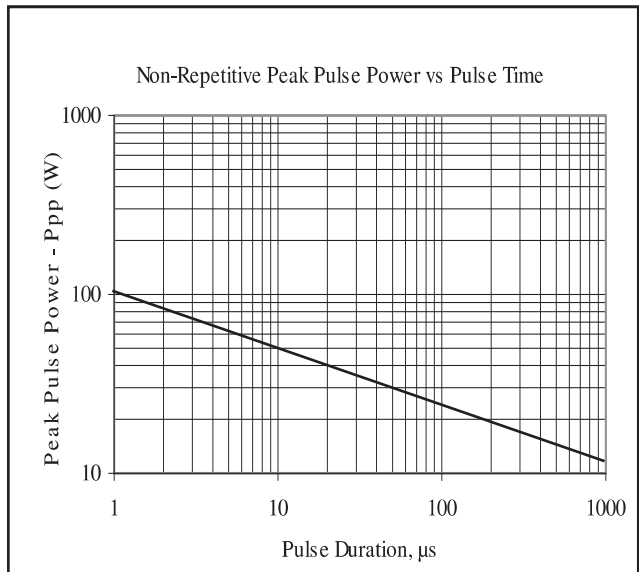
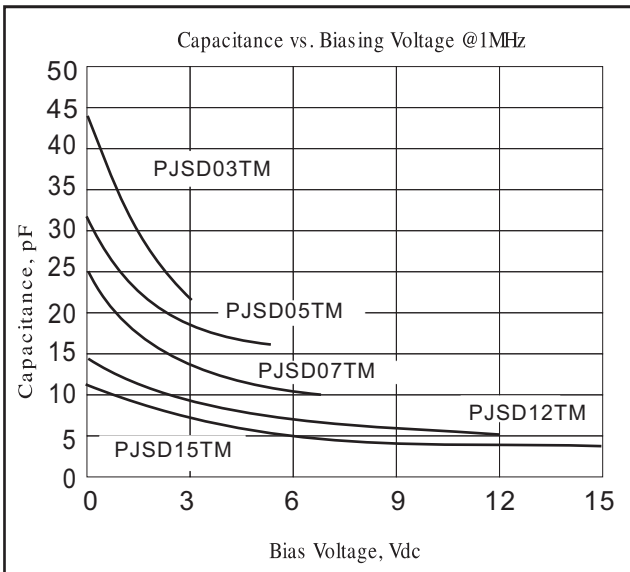
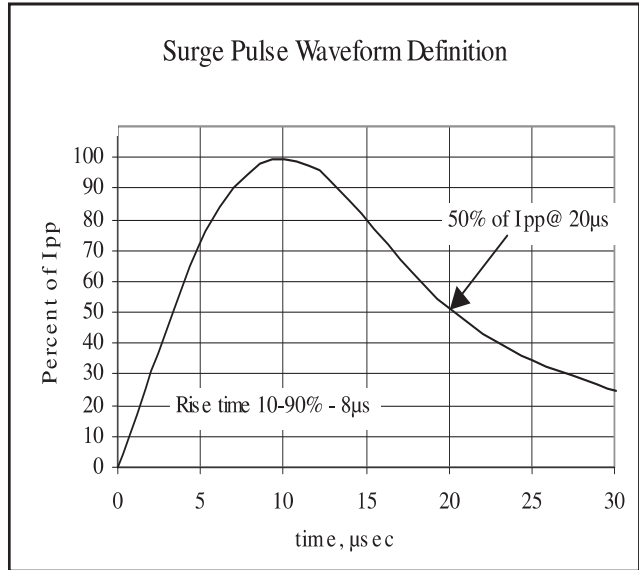
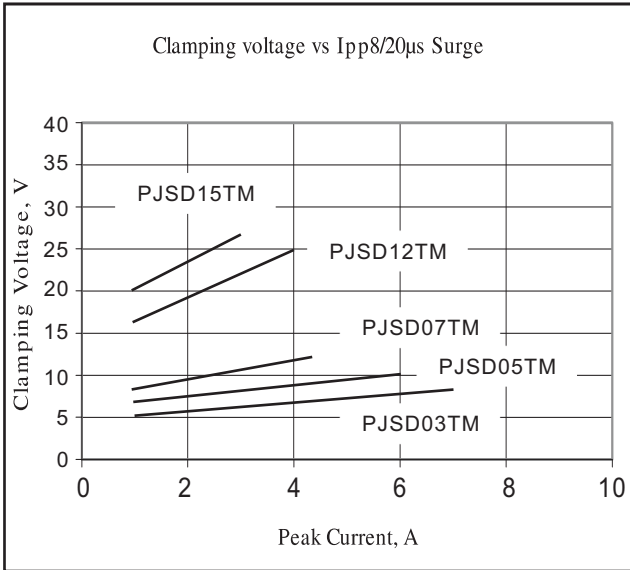
Part Number	V _{RWM}	I _R @V _{RWM}	V _{BR} @I _T (Note 2)	C _J (Note 3)	V _C	I _{PP}	I _T	Marking
	Max.	Max.	Min.	Max.	Max Per 8x20μs			
	V	μA	V	pF	V			
PJSD03TM	3.3	2.5	5.4	50	10	6	1.0	h
PJSD05TM	5	1	6.2	35	12	5	1.0	b
PJSD07TM	7	5	7.5	30	15	4	1.0	c
PJSD12TM	12	1	13.3	18	23	3	1.0	d
PJSD15TM	15	1	17.0	15	30	2	1.0	e

Note : 2.V_{BR} is measured with a pulse test current I_T at an ambient temperature of 25°C

3.Capacitance at f=1MHz, V_R=0V, T_A=25°C



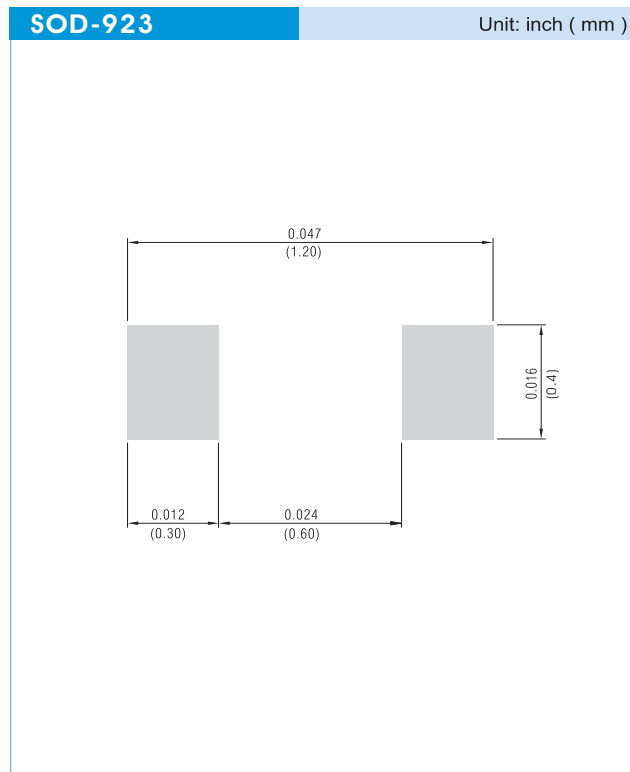
PJSD03TM ~ PJSD15TM





PJSD03TM ~ PJSD15TM

MOUNTING PAD LAYOUT



ORDER INFORMATION

- Packing information
T/R - 8K per 7" plastic Reel

LEGAL STATEMENT

Copyright PanJit International, Inc 2010

The information presented in this document is believed to be accurate and reliable. The specifications and information herein are subject to change without notice. Pan Jit makes no warranty, representation or guarantee regarding the suitability of its products for any particular purpose. Pan Jit products are not authorized for use in life support devices or systems. Pan Jit does not convey any license under its patent rights or rights of others.