



SS0115TW

SURFACE MOUNT SCHOTTKY BARRIER DIODE

VOLTAGE 15 Volts **CURRENT** 0.1 Ampere

SOT-363

Unit: inch (mm)

FEATURES

- Low voltage high speed switching application
- Small surface mounting type
- Low V_F and low I_R
- Three diodes in parallel installation
- Power dissipation is 200mW
- Maximum peak forward current is 200mA
- In compliance with EU RoHS 2002/95/EC directives

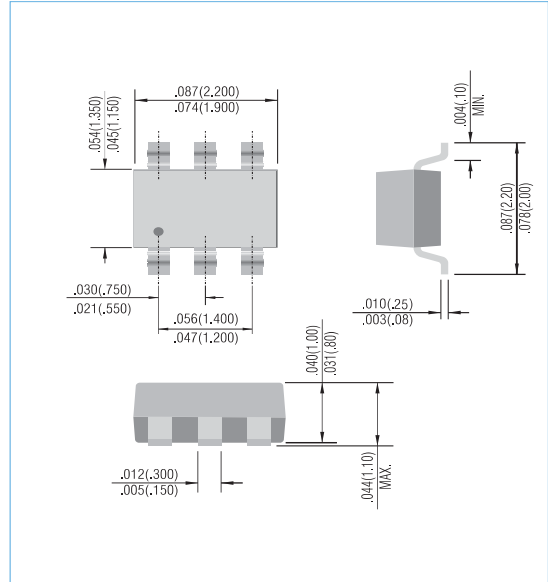
MECHANICAL DATA

Case : SOT-363, Plastic

Terminals : Solderable per MIL-STD-750, Method 2026

Approx. Weight : 0.006 gram

Marking : 115



MAXIMUM RATINGS (at $T_A=25^\circ\text{C}$ unless otherwise specified)

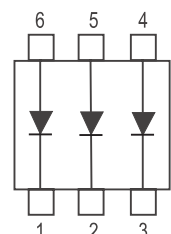
Ratings	Symbol	Limits	Unit
Maximum Recurrent Peak Reverse Voltage	V_{RRM}	15	V
Maximum RMS Voltage	V_{RMS}	10	V
Maximum DC Blocking Voltage	V_{DC}	15	V
Maximum Average Forward Rectified Current	I_o	0.1	A
Peak Forward Surge Current at 8.3ms single half sine-wave	I_{FSM}	1.0	A
Typical Junction Capacitance between Terminal (Note 1)	C_J	40	pF
Operating Junction and Storage Temperature Range	T_J, T_{STG}	-55 to +125	$^\circ\text{C}$

ELECTRICAL CHARACTERISTICS (at $T_A=25^\circ\text{C}$ unless otherwise specified)

Characteristics	Symbol	Min.	Typ.	Max.	Unit
Maximum Instantaneous Forward Voltage at $I_F=1\text{mA}$ $I_F=5\text{mA}$ $I_F=100\text{mA}$	V_F	-	0.18	-	V
		-	0.23	0.30	
		-	0.35	0.50	
Maximum Average Reverse Current at $V_R=10\text{V}$	I_R	-	-	20	μA

NOTES : 1. Measured at 1.0MHz and applied reverse voltage of 0 volts

2. ESD sensitive product handling required





SS0115TW

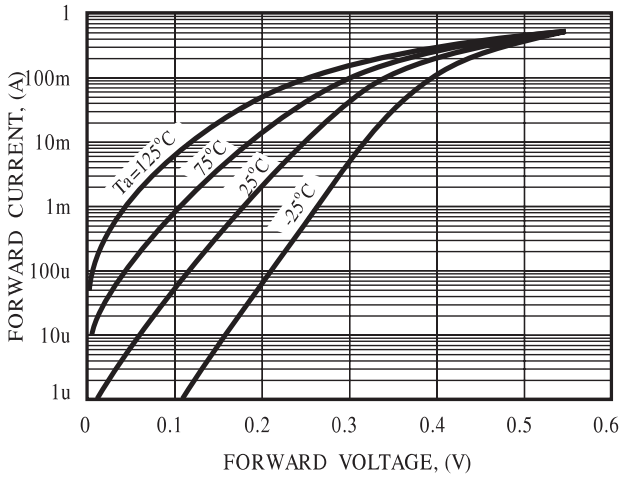


FIG. 1 FORWARD CHARACTERISTICS

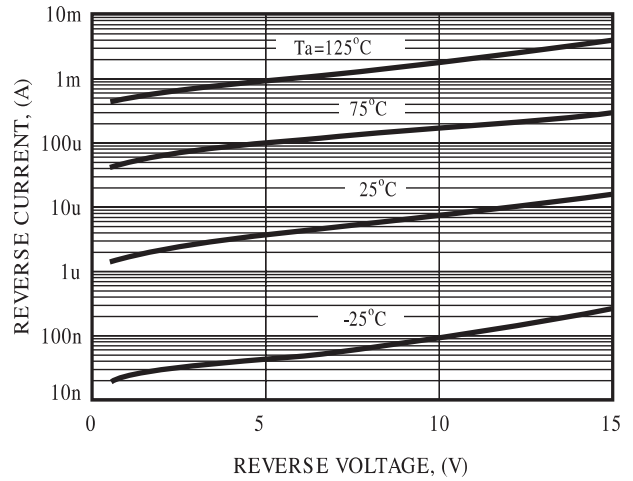


FIG. 2 - REVERSE CHARACTERISTICS

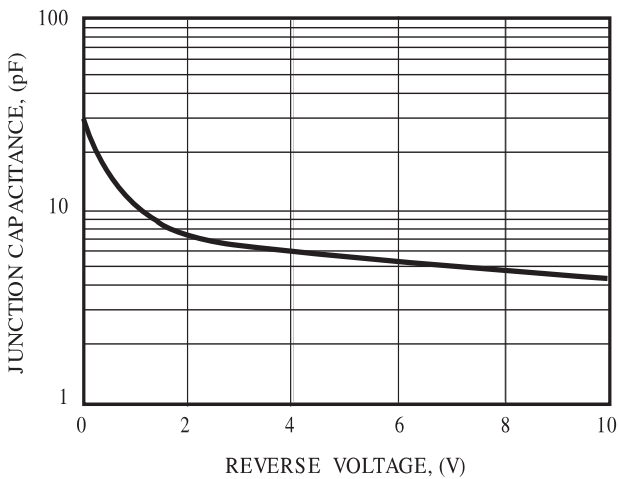


FIG. 3 - TYPICAL JUNCTION CAPACITANCE

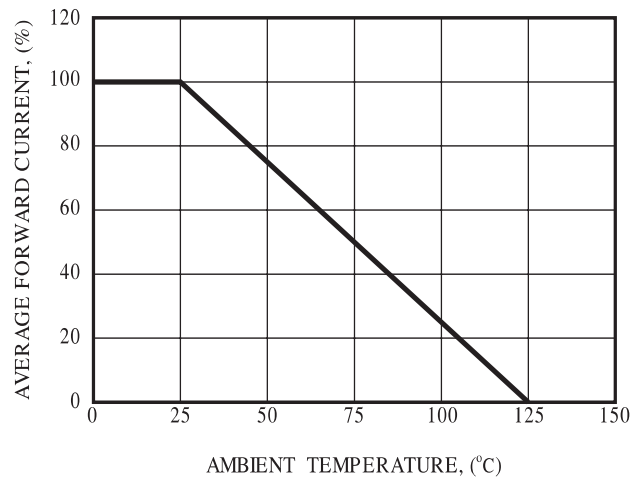
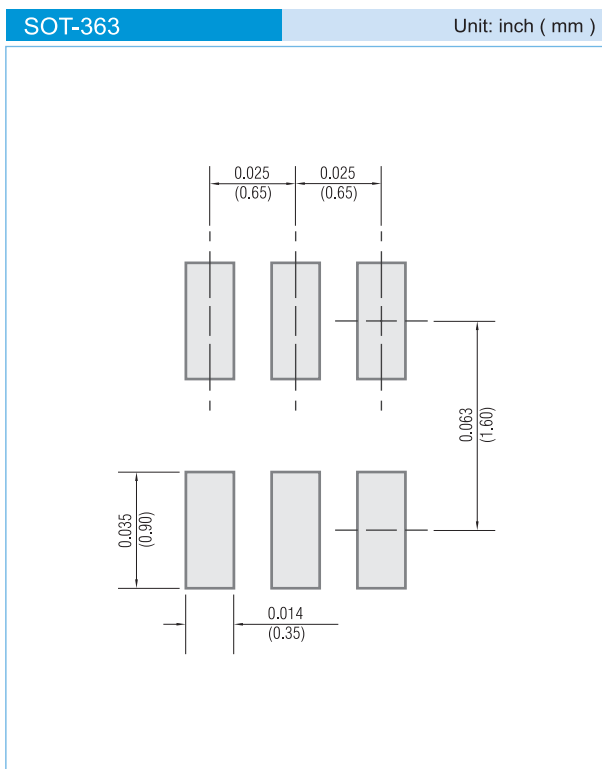


FIG. 4 - TYPICAL FORWARD CURRENT DERATING CURVE



SS0115TW

MOUNTING PAD LAYOUT



ORDER INFORMATION

- Packing information
 - T/R - 10K per 13" plastic Reel
 - T/R - 3K per 7" plastic Reel

LEGAL STATEMENT

Copyright PanJit International, Inc 2009

The information presented in this document is believed to be accurate and reliable. The specifications and information herein are subject to change without notice. Pan Jit makes no warranty, representation or guarantee regarding the suitability of its products for any particular purpose. Pan Jit products are not authorized for use in life support devices or systems. Pan Jit does not convey any license under its patent rights or rights of others.