



SX34L

LOW VF SCHOTTKY RECTIFIER

VOLTAGE 40 Volts **CURRENT** 3 Amperes

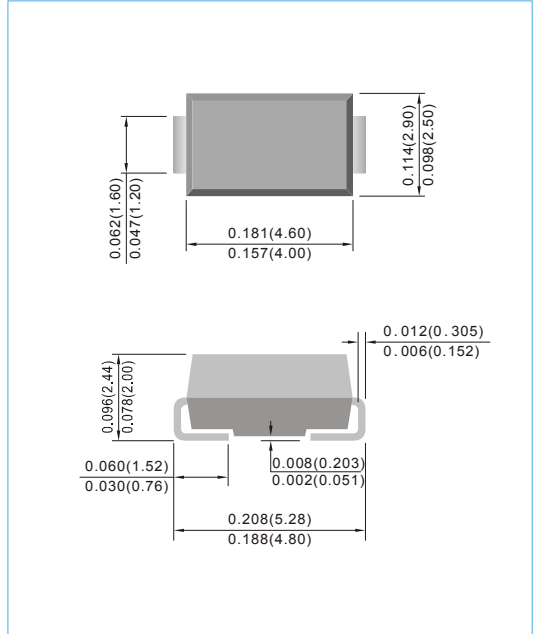
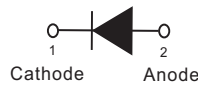
SMA / DO-214AC Unit : inch(mm)

FEATURES

- Plastic package has Underwriters Laboratory Flammability Classification 94V-0
- For surface mounted applications
- Metal to silicon rectifier. majority carrier conduction
- Low power loss, high efficiency
- High surge capacity
- Lead free in comply with EU RoHS 2011/65/EU directives
- Green molding compound as per IEC61249 Std. . (Halogen Free)

MECHANICAL DATA

- Case: JEDEC DO-214AC molded plastic
- Terminals: Solder plated, solderable per MIL-STD-750, Method 2026
- Polarity: Color band denotes cathode end
- Standard packaging: 16mm tape (EIA-481)
- Weight: 0.0023 ounce, 0.0679 gram



MAXIMUM RATINGS AND ELECTRICAL CHARACTERISTICS

Ratings at 25°C ambient temperature unless otherwise specified.
Resistive or inductive load.

PARAMETER	SYMBOL	VALUE	UNITS
Maximum Recurrent Peak Reverse Voltage	V_{RRM}	40	V
Maximum RMS Voltage	V_{RMS}	28	V
Maximum DC Blocking Voltage	V_{DC}	40	V
Maximum Average Forward Current Derate at $T_L=75^\circ\text{C}$	$I_{F(AV)}$	3	A
Peak Forward Surge Current : 8.3ms single half sine-wave superimposed on rated load (JEDEC method)	I_{FSM}	50	A
Maximum Forward Voltage @1A (Note 1) @3A	V_F	0.35 0.45	V
Maximum DC Reverse Current at Rated DC Blocking Voltage @ $V_R1=15\text{V}$ @ $V_R2=20\text{V}$ @ $V_R3=40\text{V}$	I_R	0.15 1 2	mA
Maximum Thermal Resistance (Note 2)	$R_{\theta JL}$ $R_{\theta JA}$	20 75	$^\circ\text{C} / \text{W}$
Operating Junction Temperature Range	T_J	-55 to +125	$^\circ\text{C}$
Storage Temperature Range	T_{STG}	-55 to +150	$^\circ\text{C}$

NOTES:

1. Pulse Test with PW =300μsec, 1% Duty Cycle.
2. Mounted on P.C. Board with 8.0mm² (.013mm thick) copper pad areas.



SX34L

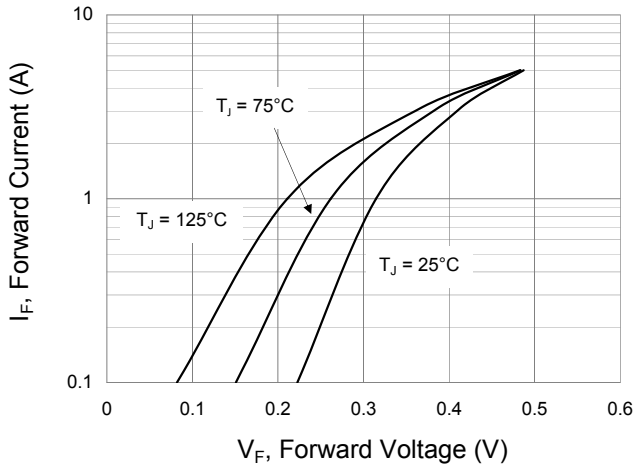


Fig.1 Typical Forward Characteristics

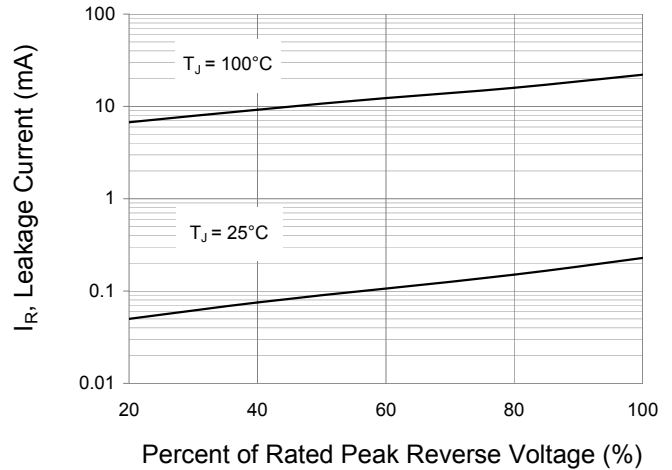


Fig.2 Typical Reverse Characteristics

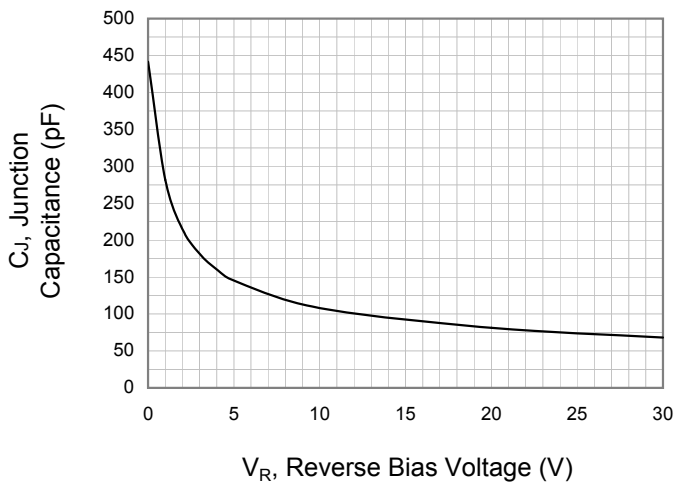


Fig.3 Typical Junction Capacitance

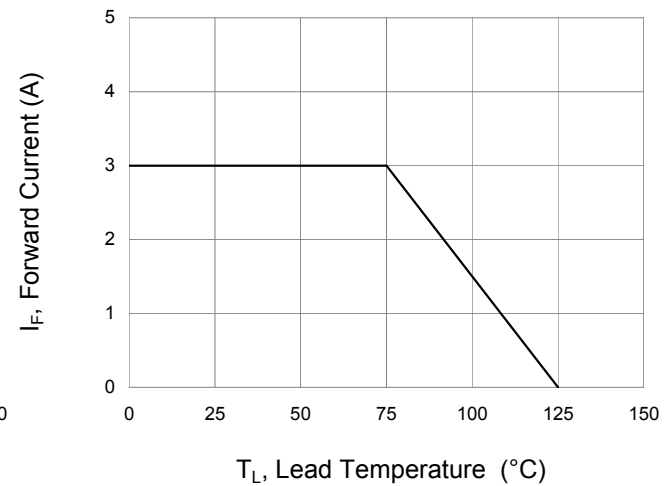


Fig.4 Forward Current Derating Curve

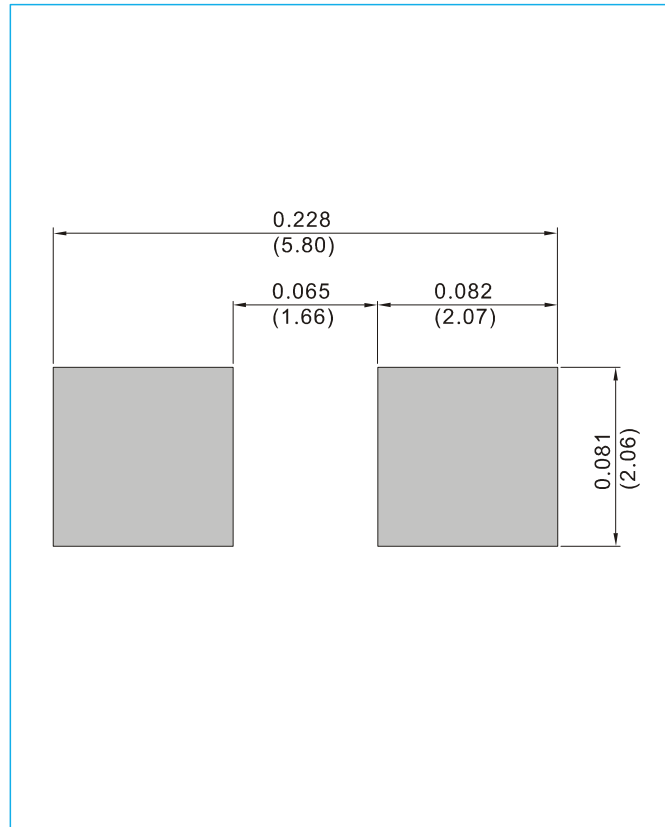


SX34L

MOUNTING PAD LAYOUT

SMA / DO-214AC

Unit : inch(mm)



ORDER INFORMATION

- Packing information
T/R - 7.5K per 13" plastic Reel
T/R - 1.8K per 7" plastic Reel