



TABLE OF CONTENTS

1.DATA SHEET

PAGE 1

2.MARKING

PAGE 8

3.TAPING

PAGE 12

4.PACKING

PAGE 14

5.HIGH RELIABILITY TEST SPEC.

PAGE 20



BD10H150CS \ MBR10H150CT \ MBR10H150FCT \ MBR10H150DC SERIES

ULTRA LOW IR SCHOTTKY BARRIER RECTIFIERS

Voltage

150 V

Current

10 A

Features

- Plastic package has Underwriters Laboratory Flammability Classification 94V-O. Flame Retardant Epoxy Molding Compound.
- Low power loss, high efficiency.
- High current capability
- High junction temperature capability
- Lead free in compliance with EU RoHS 2011/65/EU directive
- Green molding compound as per IEC61249 Std. . (Halogen Free) (TO-252)

Mechanical Data


- Case: TO-252, TO-220AB, ITO-220AB, TO-263 package
- Terminals: solder plated, solderable per MIL-STD-750, Method 2026
- TO-252 Weight: 0.0104 ounces, 0.297 grams
- TO-220AB Weight: 0.067 ounces, 1.89 grams.
- ITO-220AB Weight: 0.056 ounces, 1.6 grams.
- TO-263 Weight: 0.051 ounces, 1.46 grams.
- Marking: Part number

	150V
TO-252	BD10H150CS
TO-220AB	MBR10H150CT
ITO-220AB	MBR10H150FCT
TO-263	MBR10H150DC


TO-252



TO-220AB



ITO-220AB



TO-263



Maximum Ratings And Electrical Characteristics (T_A=25° C unless otherwise noted)

PARAMETER		SYMBOL	150V	UNIT
Maximum repetitive peak reverse voltage		V _{RRM}	150	V
Maximum rms voltage		V _{RMS}	105	V
Maximum dc blocking voltage		V _R	150	V
Maximum average forward rectified current	per device	I _{F(AV)}	10	A
	per diode		5	
Peak forward surge current : 8.3ms single half sine-wave superimposed on rated load per diode		I _{FSM}	120	A
Maximum forward voltage at 5A per diode		V _F	0.85	V
Maximum dc reverse current at rated dc blocking voltage	T _J = 25° C	I _R	0.5	μA
	T _J = 125° C		1	mA
Typical thermal resistance	TO-252 (Note 1)	R _{θJC}	6	°C/W
	TO-220AB(Note 1)		3	
	TO-263(Note 1)		3	
	ITO-220AB(Note 1)		7	
Operating junction temperature range		T _J	-55 to +175	°C
Storage temperature range		T _{STG}	-55 to +175	°C

Note : 1. Device mounted on a infinite heatsink, then measured the center of the marking side.



BD10H150CS \ MBR10H150CT \ MBR10H150FCT \ MBR10H150DC SERIES

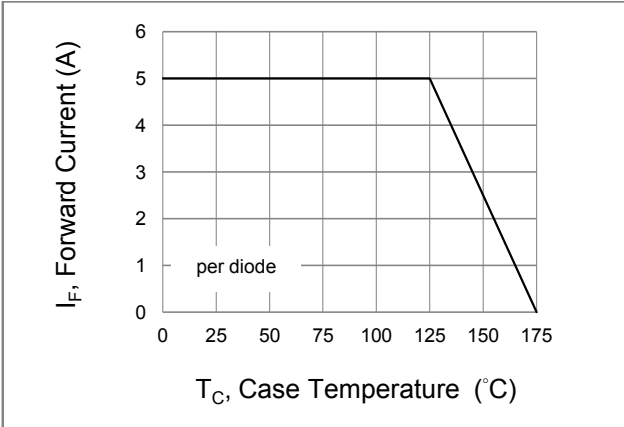


Fig.1 Forward Current Derating Curve

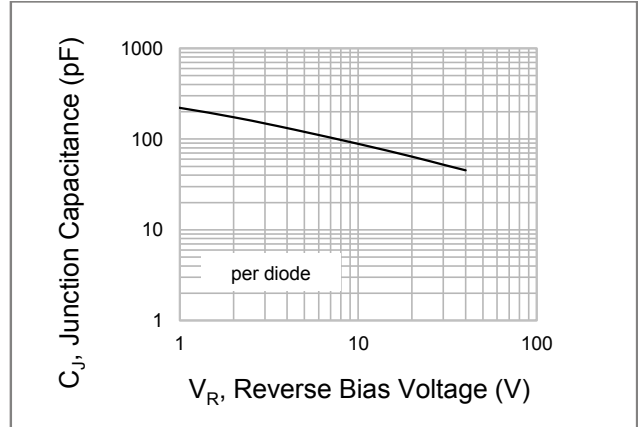


Fig.2 Typical Junction Capacitance

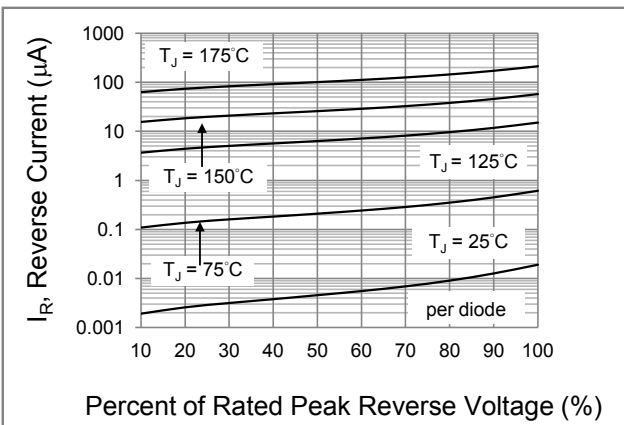


Fig.3 Typical Reverse Characteristics

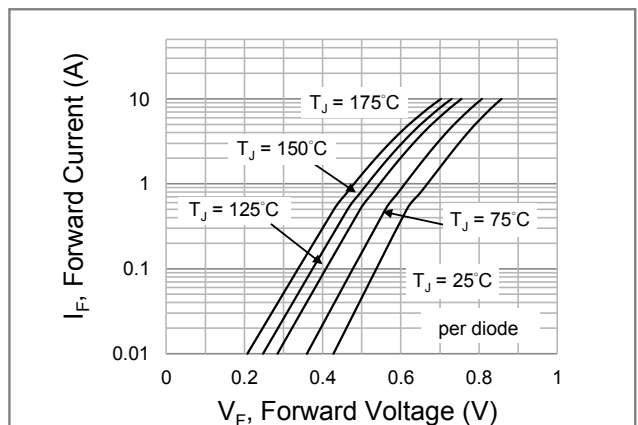
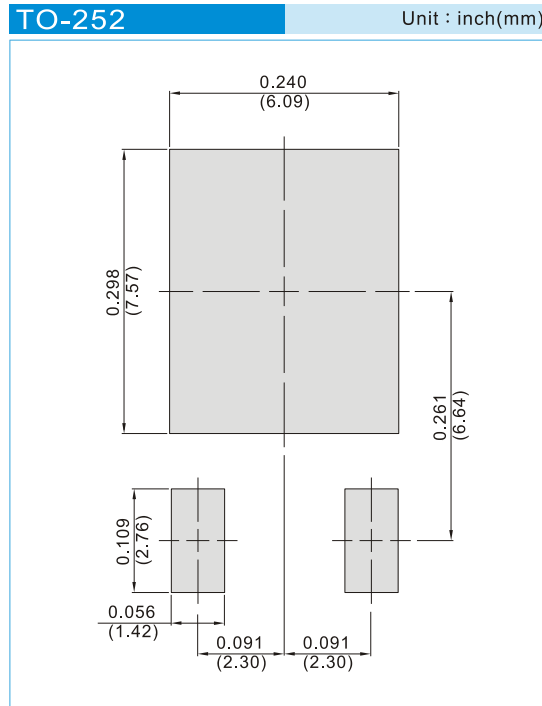


Fig.4 Typical Forward Characteristics



BD10H150CS \ MBR10H150CT \ MBR10H150FCT \ MBR10H150DC SERIES

MOUNTING PAD LAYOUT



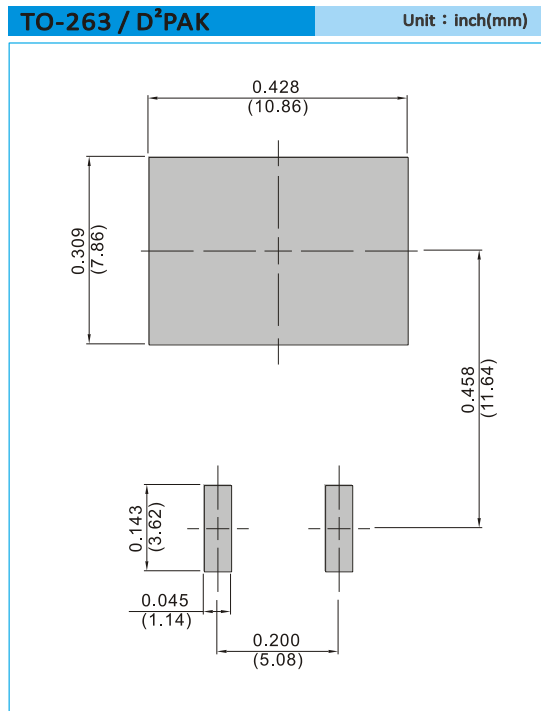
ORDER INFORMATION

- Packing information
T/R - 3K per 13" plastic Reel



BD10H150CS \ MBR10H150CT \ MBR10H150FCT \ MBR10H150DC SERIES

MOUNTING PAD LAYOUT



ORDER INFORMATION

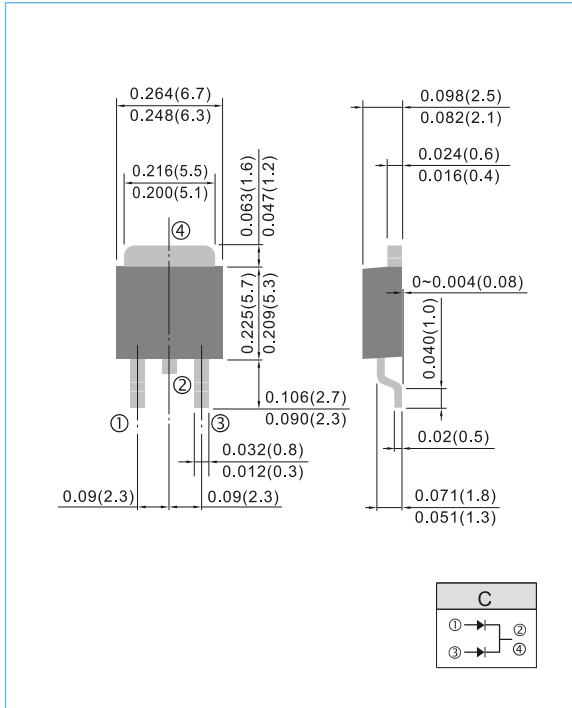
- Packing information
T/R – 0.8K per 13" plastic Reel



BD10H150CS \ MBR10H150CT \ MBR10H150FCT \ MBR10H150DC SERIES

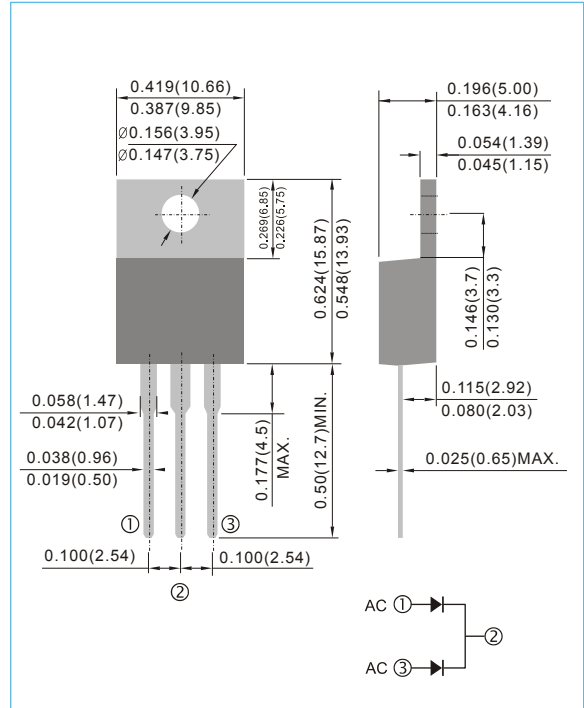
TO-252

Unit : inch(mm)



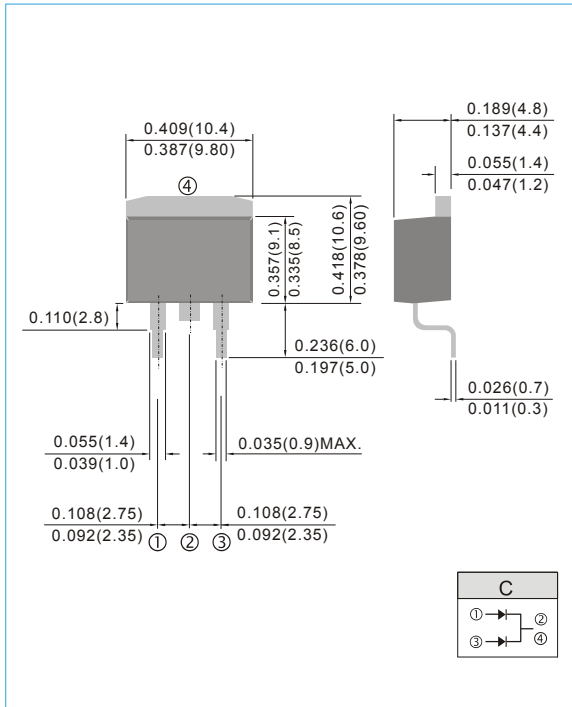
TO-220AB

Unit : inch(mm)



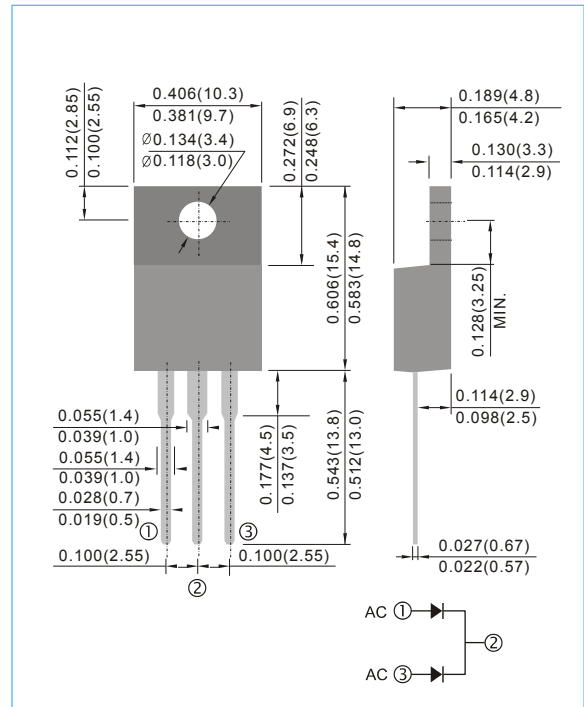
TO-263 / D²PAK

Unit : inch(mm)



ITO-220AB

Unit : inch(mm)





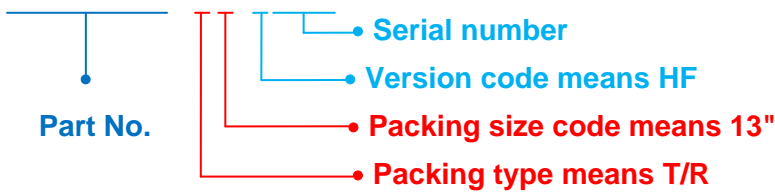
BD10H150CS \ MBR10H150CT \ MBR10H150FCT \ MBR10H150DC SERIES

Part No_packing code_Version

BD10H150CS_L2_00001
 BD10H150CS_S2_00001
 MBR10H150CT_T0_00001
 MBR10H150CT_T0_10001
 MBR10H150DC_R2_00001
 MBR10H150DC_R2_10001
 MBR10H150FCT_T0_00001
 MBR10H150FCT_T0_10001

For example :

RB500V-40_R2_00001



Packing Code XX				Version Code XXXXX		
Packing type	1 st Code	Packing size code	2 nd Code	HF or RoHS	1 st Code	2 nd ~5 th Code
Tape and Ammunition Box (T/B)	A	N/A	0	HF	0	serial number
Tape and Reel (T/R)	R	7"	1	RoHS	1	serial number
Bulk Packing (B/P)	B	13"	2			
Tube Packing (T/P)	T	26mm	X			
Tape and Reel (Right Oriented) (TRR)	S	52mm	Y			
Tape and Reel (Left Oriented) (TRL)	L	PANASERT T/B CATHODE UP (PBCU)	U			
FORMING	F	PANASERT T/B CATHODE DOWN (PBCD)	D			



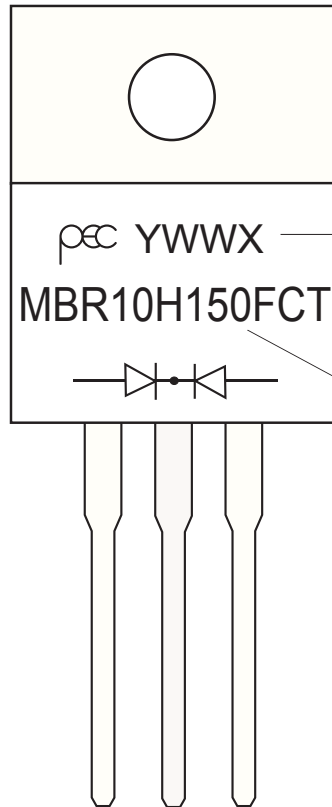
BD10H150CS \ MBR10H150CT \ MBR10H150FCT \ MBR10H150DC SERIES

Disclaimer

- Reproducing and modifying information of the document is prohibited without permission from Panjit International Inc..
- Panjit International Inc. reserves the rights to make changes of the content herein the document anytime without notification. Please refer to our website for the latest document.
- Panjit International Inc. disclaims any and all liability arising out of the application or use of any product including damages incidentally and consequentially occurred.
- Panjit International Inc. does not assume any and all implied warranties, including warranties of fitness for particular purpose, non-infringement and merchantability.
- Applications shown on the herein document are examples of standard use and operation. Customers are responsible in comprehending the suitable use in particular applications. Panjit International Inc. makes no representation or warranty that such applications will be suitable for the specified use without further testing or modification.
- The products shown herein are not designed and authorized for equipments requiring high level of reliability or relating to human life and for any applications concerning life-saving or life-sustaining, such as medical instruments, transportation equipment, aerospace machinery et cetera. Customers using or selling these products for use in such applications do so at their own risk and agree to fully indemnify Panjit International Inc. for any damages resulting from such improper use or sale.
- Since Panjit uses lot number as the tracking base, please provide the lot number for tracking when complaining.



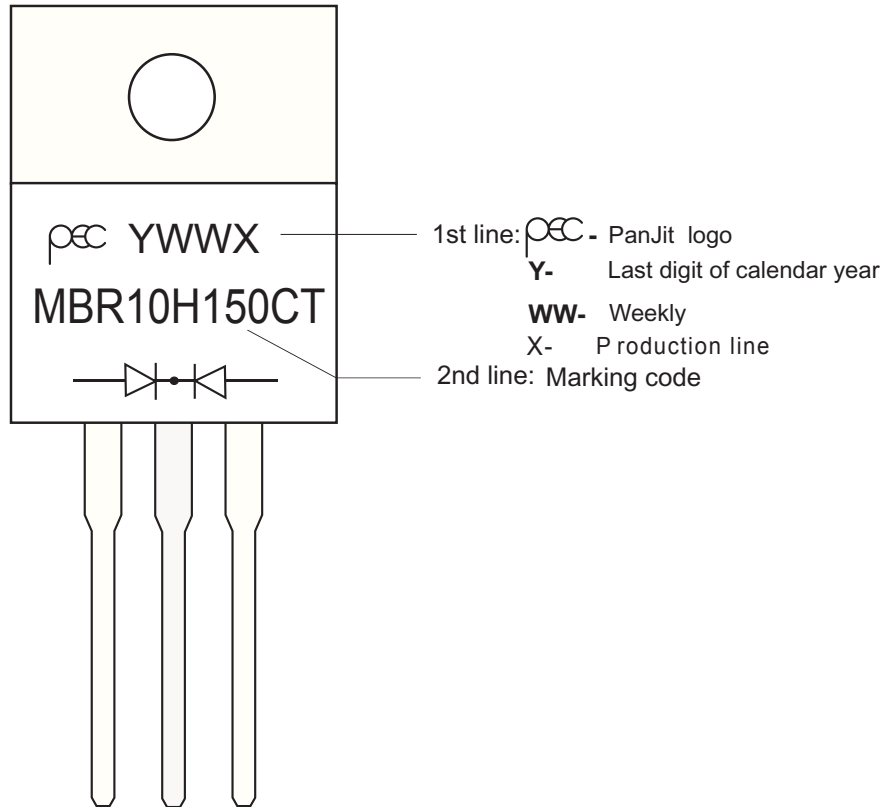
2. ITO-220AB MARKING



1st line: pcc - PanJit logo
Y- Last digit of calendar year
WW- Weekly
X- Production line
2nd line: Marking code

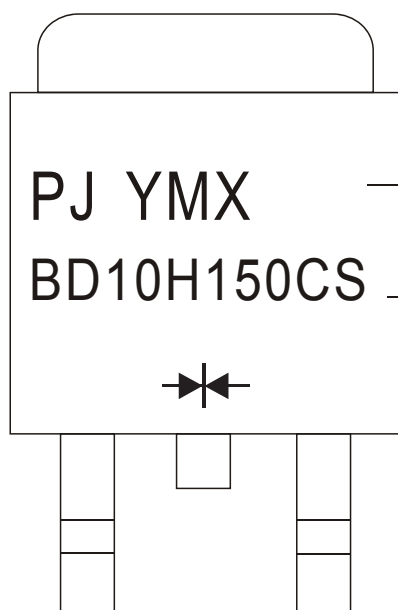


TO-220AB MARKING





TO-252 MARKING



1st Line: PJ- PanJit logo

Y- Lastdigit of calendar year

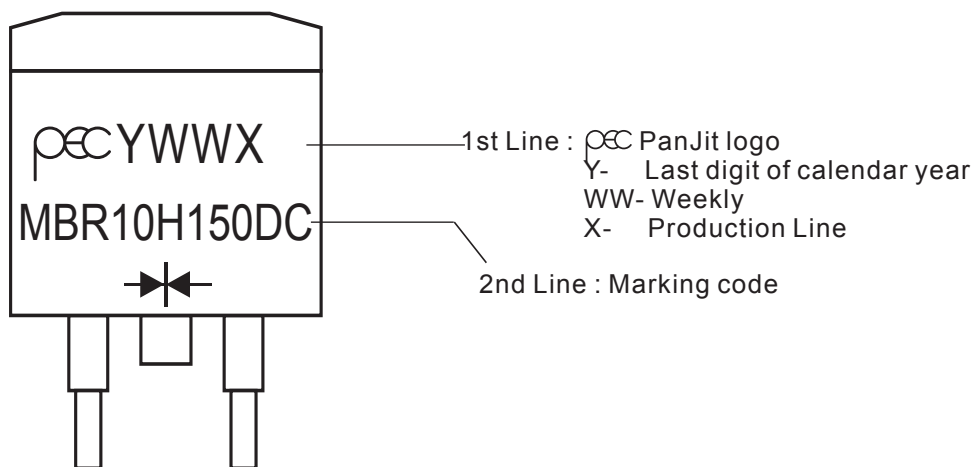
M- Month

X- Production line

2nd line: Marking code

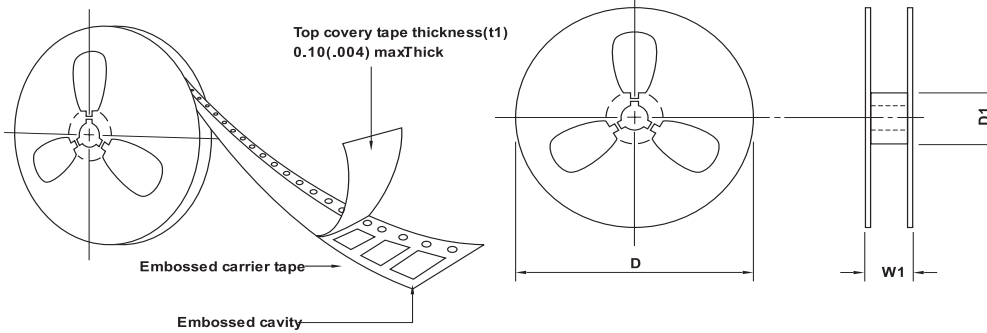
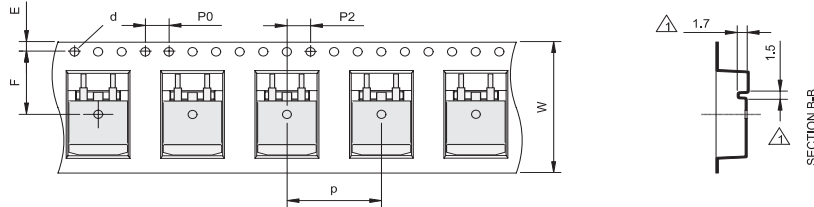


TO-263 MARKING





3.TO-263 TAPING



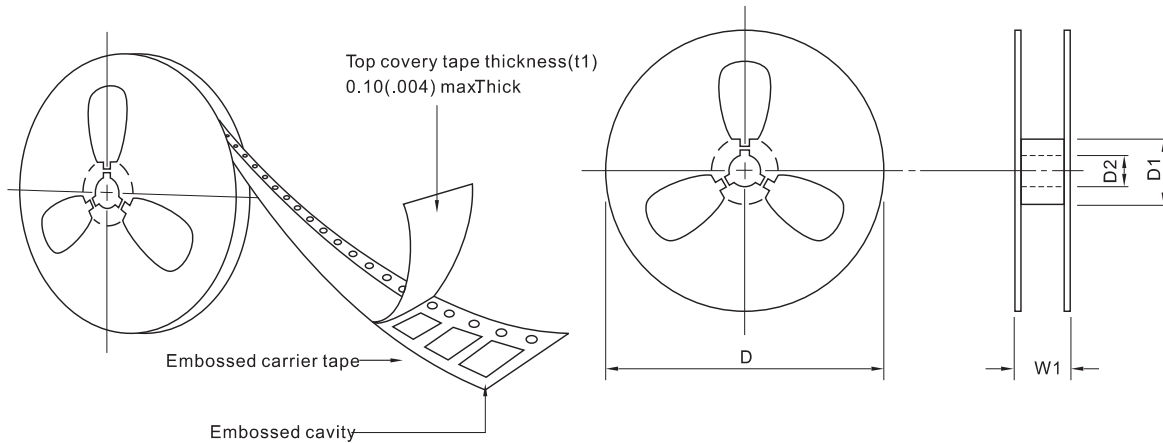
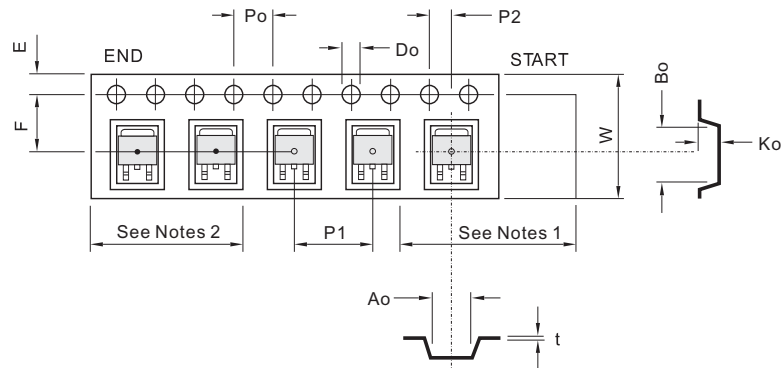
SYMBOL	mm
TYPE SIZE	
d	1.55 ±0.05
E	1.75 ±0.10
F	11.50 ±0.10
P	16.0 ±0.10
P0	4.0 ±0.10
P2	2.0 ±0.10
W	24.0 ±0.30
D	560.0 ±5
D1	76.8 ±3
W1	197.6 ±5

Note:

1. There shall be leader of 230 mm minimum which may consist of carrier and or cover tape follower by a minimum of 160 mm of carrier tape sealed with cover tape.
2. There shall be minimum of 160 mm of empty component pockets sealed with cover tape.
3. Devices are packed in accordance whit EIA standard EIA-481-A and specifications given above.



TO-252 TAPING



SYMBOL	mm(inch)
TYPE SIZE	16.00 (0.629)
Ao	6.85 ± 0.10 (0.269 ± 0.003)
Bo	9.77 ± 0.10 (0.384 ± 0.003)
Do	1.50 \pm 0.10 / 0 (0.050 \pm 0.003 / 0)
D	330.0 ± 2.0 (13.0 ± 0.078)
D1	50.0 min (1.97 min)
D2	13.0 ± 0.50 (0.51 ± 0.019)
E	1.75 ± 0.10 (0.068 ± 0.003)
F	7.50 ± 0.10 (0.295 ± 0.003)
Ko	2.57 ± 0.10 (0.101 ± 0.003)
P1	8.00 ± 0.10 (0.314 ± 0.003)
Po	4.00 ± 0.10 (0.15 ± 0.003)
P2	2.00 ± 0.10 (0.07 ± 0.003)
t	0.33 ± 0.02 (0.012 ± 0.0007)
W	16.00 \pm 0.30 / 0.10 (0.629 \pm 0.011 / 0.003)
W1	16.40 ~ 18.40 (0.645 ~ 0.724)

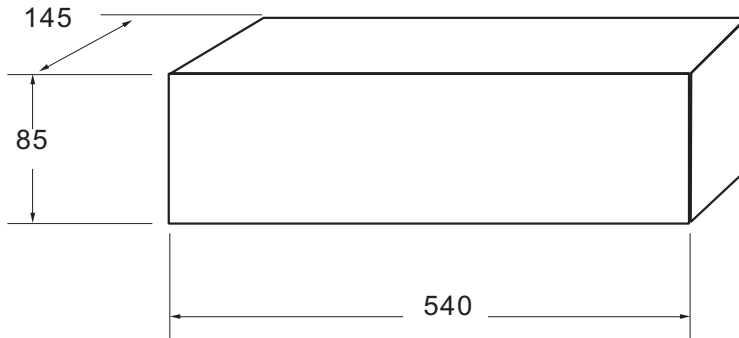
Notes:

1. There shall be leader of 230 mm minimum which may consist of carrier and or cover tape follower by a minimum of 160 mm of carrier tape sealed with cover tape.
2. There shall be minimum of 160 mm of empty component pockets sealed with cover tape.
3. Devices are packed in accordance whit EIA standard EIA-481-A and specifications given above.
4. Peel strength of cover tape : F=0.3N~1N.



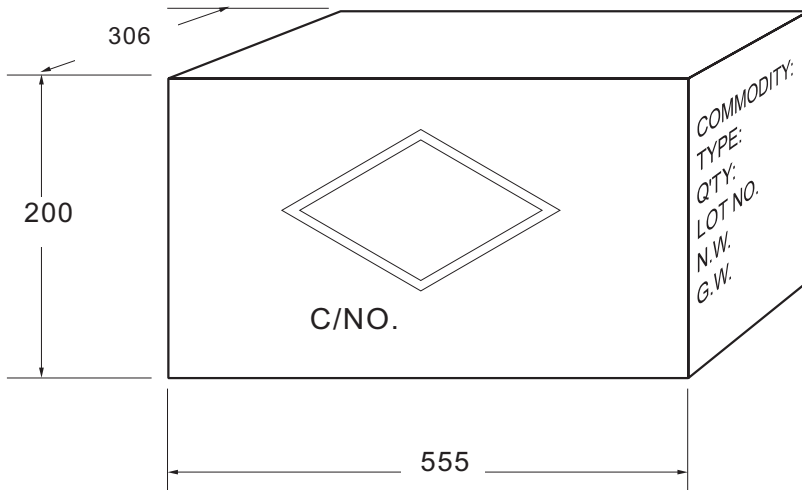
4. ITO-220AB / TO-220AB PACKING

INNER BOX



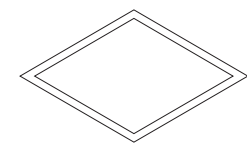
Box Dimensions : mm
Quantity per Carton: 2,000 pcs

CARTON



Box Dimensions : mm
Quantity per Box: 8,000 pcs

SHIPPING MARK



C/NO.
PRODUCT COUNTRY

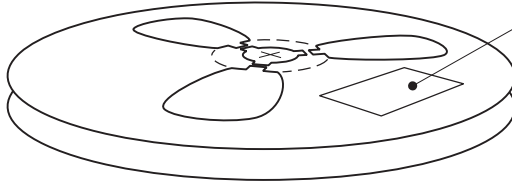
SIDE MARK

COMMODITY:
TYPE:
Q'TY:
LOT NO.
N.W.
G.W.
PANJIT
INTERNATIONAL INC.




TO-263 PACKING

REEL PACKING

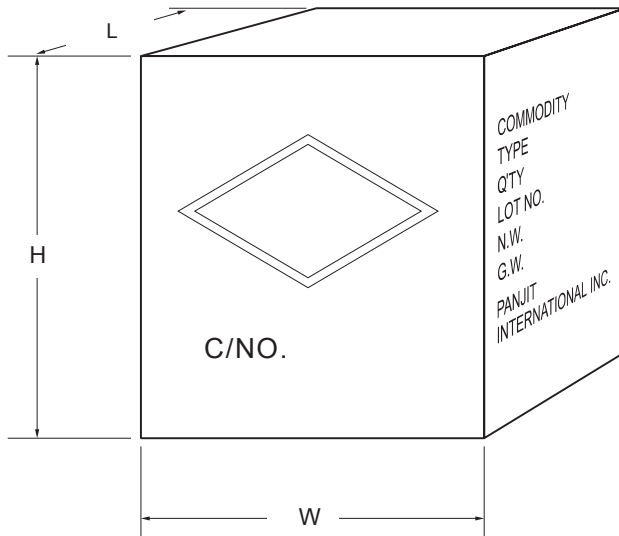


Quantity per Reel:

LABEL TYPE

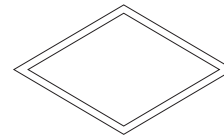


CARTON



Box Dimensions : mm
Quantity per Box:

SHIPPING MARK



C/NO.
PRODUCT COUNTRY

SIDE MARK

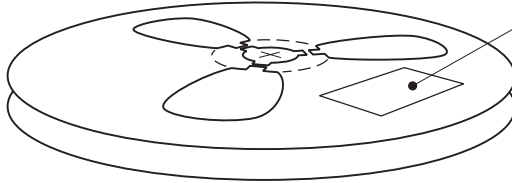
COMMODITY:
TYPE:
Q'TY:
LOT NO.
N.W.
G.W.
PANJIT
INTERNATIONAL INC.

Line	Package	Packing	Size	Quantity	Inner box size LxWxH (m/m)	Carton Quantity	Carton size LxWxH (m/m)
TO	TO-252	T/R	13"	3,000	350x337x44	7 Box/42K	375x360x390
	TO-263/D ² PAK	T/R		800	350x337x44	8 Box/6.4K	375x360x390




TO-252 PACKING

REEL PACKING

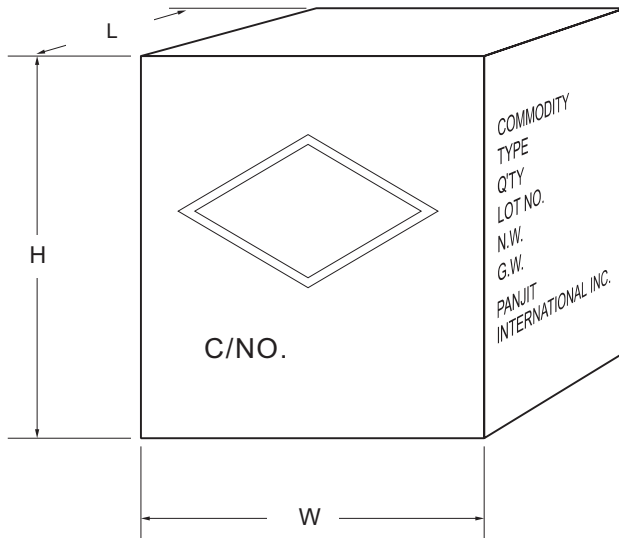


Quantity per Reel:

LABEL TYPE

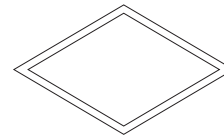


CARTON



Box Dimensions : mm
Quantity per Box:

SHIPPING MARK



C/NO.
PRODUCT COUNTRY

SIDE MARK

COMMODITY:
TYPE:
Q'TY:
LOT NO.
N.W.
G.W.
PANJIT
INTERNATIONAL INC.

Line	Package	Packing	Size	Quantity	Inner box size LxWxH (m/m)	Carton Quantity	Carton size LxWxH (m/m)
TO	TO-252	T/R	13"	3,000	350x337x44	7 Box/42K	375x360x422
	TO-263/D ² PAK	T/R		800	350x337x44	8 Box/6.4K	375x360x422



Packing Specifications

Package	Reel Size	Reel	Component Space	Tape Space	Reel Dia	Carton Size	Carton	Approx. Gross Weight
	(inch)	(pcs)	(mm)	(mm)	(mm)	(mm)	(EA)	(kg)
Reel Packing								
DFN0603	7	10,000	2	8	178	390 x 270 x 400	800,000	9
DFN 2L	7	8,000	2	8	178	390 x 270 x 400	640,000	8.6
DFN 3L	7	8,000	2	8	178	390 x 270 x 400	640,000	8.6
	13	12,000	4	8	330	375 x 360 x 230	144,000	7.6
DFN2510-10L	7	5,000	4	8	178	390 x 270 x 400	400,000	10.5
	13	12,000	4	8	330	375 x 360 x 230	144,000	6.4
DFN2020-6L	7	3,000	4	8	178	390 x 270 x 400	240,000	10.1
DFN2020-8L	7	3,000	4	8	178	390 x 270 x 400	240,000	10.1
DFN3030-8L	7	5,000	8	12	330	375 x 360 x 422	70,000	7.3
DFN5060-8L	13	3,000	8	12	330	375 x 360 x 422	42,000	8.5
SOP-8	13	2,500	8	12	330	375 x 360 x 230	20,000	5.7
SOD-923	7	8,000	2	8	178	390 x 270 x 400	640,000	7.7
SOD-523	7	5,000	4	8	178	390 x 270 x 400	400,000	9.1
	13	12,000	4	8	330	375 x 360 x 230	144,000	5.4
SOD-323HE	7	5,000	4	8	178	390 x 270 x 400	400,000	11.9
	13	12,000	4	8	178	375 x 360 x 230	144,000	8.3
SOD-323	7	5,000	4	8	178	390 x 270 x 400	400,000	9.4
	13	12,000	4	8	330	375 x 360 x 230	144,000	5.9
SOD-123HE	7	3,000	4	8	178	390 x 270 x 400	240,000	12.4
	13	10,000	4	8	330	375 x 360 x 230	120,000	8.1
SOD-123FL	7	3,000	4	8	178	390 x 270 x 400	240,000	10.6
	13	10,000	4	8	330	375 x 360 x 230	120,000	7.2
SOD-123	7	3,000	4	8	178	390 x 270 x 400	240,000	9.9
	13	10,000	4	8	330	375 x 360 x 230	120,000	6.5
SOT-723	7	8,000	2	8	178	455 x 270 x 440	640,000	10.5
SOT-563	7	4,000	4	8	178	390 x 270 x 400	320,000	9.4
	13	10,000	4	8	330	375 x 360 x 230	120,000	5.2
SOT-553	7	4,000	4	8	178	390 x 270 x 400	320,000	9.4
	13	10,000	4	8	330	375 x 360 x 230	120,000	5.2
SOT-543	7	4,000	4	8	178	390 x 270 x 400	320,000	9.4
	13	10,000	4	8	330	375 x 360 x 230	120,000	5.2
SOT-523	7	4,000	4	8	178	390 x 270 x 400	320,000	10
SOT-363	7	3,000	4	8	178	390 x 270 x 400	240,000	9.3
	13	10,000	4	8	330	375 x 360 x 230	120,000	7.1
SOT-353	7	3,000	4	8	178	390 x 270 x 400	240,000	10
	13	10,000	4	8	330	375 x 360 x 230	120,000	7.2
SOT-23 6L	7	3,000	4	8	178	390 x 270 x 400	240,000	14.5
	13	10,000	4	8	330	375 x 360 x 230	120,000	7.9
SOT-23 6L-1	7	3,000	4	8	178	390 x 270 x 400	240,000	14.5
	13	10,000	4	8	330	375 x 360 x 230	120,000	7.9
SOT-23 5L	7	3,000	4	8	178	390 x 270 x 400	240,000	14.5
	13	10,000	4	8	330	375 x 360 x 230	120,000	7.9
SOT-323	7	3,000	4	8	178	390 x 270 x 400	240,000	7.9
	13	12,000	4	8	330	375 x 360 x 230	144,000	6.1
SOT-23-1	7	3,000	4	8	178	390 x 270 x 400	240,000	9.8
	13	12,000	4	8	330	375 x 360 x 230	144,000	7
SOT-23	7	3,000	4	8	178	390 x 270 x 400	240,000	9.8
	13	12,000	4	8	330	375 x 360 x 230	144,000	7
SOT-223	13	2,500	4	8	330	375 x 360 x 422	35,000	13.2



Packing Specifications

Package	Reel Size	Reel	Component Space	Tape Space	Reel Dia	Carton Size	Carton	Approx. Gross Weight
	(inch)	(pcs)	(mm)	(mm)	(mm)	(mm)	(EA)	(kg)
Reel Packing								
SMAF	7	3,000	4	12	178	390 x 240 x 420	120,000	10.9
	13	10,000	4	12	330	375 x 360 x 422	160,000	17.1
SMBF	7	1,500	8	12	178	390 x 240 x 420	60,000	9.6
	13	5,000	8	12	330	375 x 360 x 422	80,000	15.6
SMA(W)	7	1,800	4	12	178	390 x 240 x 420	100,800	13
	13	7,500	4	12	330	355 x 355 x 400	150,000	20.4
SMA/DO-214AC	7	1,800	4	12	178	390 x 240 x 420	72,000	10
	13	7,500	4	12	330	375 x 360 x 390	120,000	17.4
SMB/DO-214AA	7	500	8	12	178	390 x 240 x 420	20,000	6.5
	13	3,000	8	12	330	375 x 360 x 390	48,000	13.2
SMC/DO-214AB	7	500	8	16	178	390 x 240 x 420	15,000	8.4
	13	3,000	8	16	330	375 x 360 x 390	42,000	18
R-1	13	5,000	5	52	330	340 x 340 x 410	25,000	7.8
A-405	13	5,000	5	52	330	340 x 340 x 410	25,000	7.79
DO-41	13	5,000	5	52	330	340 x 340 x 410	25,000	11.1
DO-15	13	4,000	5	52	330	340 x 340 x 410	20,000	11.4
DO-201AD	13	1,250	10	52	330	340 x 340 x 410	6,250	9.2
DO-201AE	13	1,250	10	52	330	340 x 340 x 410	6,250	9.2
P-600	13	800	10	52	330	340 x 340 x 410	4,000	9.9
DO-34	15	10,000	5	52	360	360 x 360 x 395	50,000	10.1
DO-35	15	10,000	5	52	360	360 x 360 x 395	50,000	11.2
DO-41G	15	5,000	5	52	360	360 x 360 x 395	25,000	10.9
MICRO-MELF	7	2,500	4	-	178	385 x 380 x 260	200,000	9.3
	13	10,000	4	-	330	360 x 360 x 395	200,000	11.5
QUADRO-MELF	7	2,500	4	-	178	385 x 380 x 260	200,000	13.3
	13	10,000	4	-	330	360 x 360 x 395	200,000	14.9
MINI-MELF/LL-34	7	2,500	4	-	178	385 x 380 x 260	200,000	12.7
	13	10,000	4	-	330	360 x 360 x 395	200,000	14.6
MELF/DL-41	7	1,500	4	-	178	385 x 380 x 260	84,000	18.3
	13	5,000	4	-	330	360 x 360 x 395	100,000	23.5
MDI	13	3,000	8	12	330	375 x 360 x 390	48,000	14.7
MICRO DIP/TDI	7	1,000	8	12	178	390 x 240 x 420	40,000	9.5
	13	4,000	8	12	330	375 x 360 x 422	64,000	17
SDIP	13	1,500	12	16	330	375 x 360 x 390	21,000	14.3
TO-277	13	5,000	8	12	330	375 x 360 x 422	80,000	20.6
TO-277B	13	5,000	8	12	330	375 x 360 x 390	80,000	21.8
TO-252	13	3,000	8	16	330	375 x 360 x 422	42,000	18.8
TO-252AA	13	3,000	8	16	330	375 x 360 x 422	42,000	18.8
TO-263/D ² PAK	13	800	16	24	330	375 x 360 x 422	6,400	14.5



Packing Specifications

Package	Inner Box Size	Box	Carton Size	Carton	Approx. Gross Weight
	(mm)	(EA)	(mm)	(EA)	(kg)
Bulk Packing					
R-1	198 x 84 x 20	1,000	459 x 214 x 256	50,000	12.7
A-405	198 x 84 x 20	1,000	459 x 214 x 256	50,000	12.7
DO-41	198 x 84 x 20	1,000	459 x 214 x 256	50,000	19.3
DO-15	200 x 85 x 25	1,000	459 x 214 x 256	40,000	20.7
DO-201AD	200 x 85 x 40	500	459 x 214 x 256	12,500	16
DO-201AE	200 x 85 x 40	500	459 x 214 x 256	12,500	16
P-600	208 x 82 x 40	100	459 x 214 x 256	2,500	11.3
DO-34	240 x 100 x 90	2,000	406 x 335 x 257	120,000	14.5
DO-35	240 x 100 x 90	2,000	406 x 335 x 257	120,000	17.1
DO-41G	240 x 100 x 90	1,000	406 x 335 x 257	60,000	18.5
TO-220AC	540 x 145 x 85	2,000	555 x 306 x 200	8,000	22.9
ITO-220AC	540 x 145 x 85	2,000	555 x 306 x 200	8,000	20.5
TO-220AB	540 x 145 x 85	2,000	555 x 306 x 200	8,000	22.9
ITO-220AB	540 x 145 x 85	2,000	555 x 306 x 200	8,000	20.5
ITO-220AB-F	540 x 145 x 85	2,000	555 x 306 x 200	8,000	20.5
TO-251AA	555 x 145 x 95	8,400	580 x 310 x 220	33,600	22
TO-251AB	555 x 145 x 95	8,400	580 x 310 x 220	33,600	22
TO-92	188 x 188 x 67	5,000	390 x 420 x 240	50,000	13
TO-3PN	-	-	600 x 185 x 230	1,800	16.4
TO-3PL	-	-	530 x 255 x 110	1,500	12.2
TO-3P/TO-247AD	-	-	530 x 243 x 100	1,500	13.9
TO-3PS/TO-247S	-	-	511 x 243 x 107	1,500	12.2
DIP	-	-	459 x 214 x 256	12,000	6.5
SDIP	-	-	459 x 214 x 256	24,000	15.7

Package	Inner Box Size	Ammo	Component Space	Tape Space	Carton Size	Carton	Approx. Gross Weight
	(mm)	(pcs)	(mm)	(mm)	(mm)	(EA)	(kg)
Ammunition Packing							
R-1	255 x 47 x 73	3,000	5	26	310 x 268 x 170	36,000	6.3
	255 x 73 x 73	3,000	5	52	310 x 268 x 170	24,000	6.3
	255 x 73 x 122	5,000	5	52	339 x 276 x 274	40,000	10.3
A-405	255 x 47 x 150	5,000	5	26	339 x 276 x 330	60,000	12.4
	255 x 75 x 150	5,000	5	52	339 x 276 x 330	40,000	16
DO-41	255 x 75 x 150	5,000	5	52	339 x 276 x 330	40,000	15.9
	255 x 73 x 90	3,000	5	52	333 x 281 x 218	24,000	8.9
DO-15	255 x 75 x 150	3,000	5	52	339 x 276 x 330	24,000	13.3
DO-201AD	255 x 47 x 122	1,250	10	52	339 x 276 x 330	10,000	13.4
DO-201AE	255 x 47 x 122	1,250	10	52	339 x 276 x 330	10,000	13.4
P-600	255 x 47 x 122	400	10	52	339 x 276 x 330	3,200	8.1
DO-34	248 x 80 x 48	5,000	5	26	406 x 335 x 257	150,000	14.5
	248 x 80 x 75	5,000	5	52	406 x 335 x 257	100,000	12.7
DO-35	248 x 80 x 48	5,000	5	26	406 x 335 x 257	150,000	16.7
	248 x 80 x 75	5,000	5	52	406 x 335 x 257	100,000	15.2
DO-41G	248 x 80 x 48	2,500	5	26	406 x 335 x 257	75,000	17.1
	248 x 80 x 75	2,500	5	52	406 x 335 x 257	50,000	15.6

5.HIGH RELIABILITY TEST SPEC (Schottky & Switching & Rectifiers & Bridge)

Date : 2015.01.29 rev.05

NO.	TEST ITEM	TEST CONDITION	REFERENCED DOCUMENT	LOT QUALITY LEVEL
1	HIGH TEMPERATURE REVERSE BIAS (H.T.R.B)	$T_j \leq T_j \text{ max}$ $V=0.8\text{VR}$ (CUSTOMER SPEC.) DC supply 1000hr	JESD22-A108C	S.S=77 ACCEPT FOR 0 FAILURE ONLY.
2	INTERMITTENT FORWARD OPERATING LIFE (I.F.O.L)	$I=I_o \times 1.0$ DC supply POWER ON: at least 2 min , POWER OFF: 2 min 15000cycle	MIL-STD-750E METHOD 1037.2	S.S=77 ACCEPT FOR 0 FAILURE ONLY.
3	CONTINUE FORWARD OPERATING LIFE (C.F.O.L)	T_a should be specified if other than room temp $I=I_o \pm 10\%$ DC supply 168hr	MIL-STD-750E METHOD 1027.3	S.S=77 ACCEPT FOR 0 FAILURE ONLY.
4	TEMPERATURE CYCLING (T.C.T)	$T_a = -55 + 0 - 10^\circ\text{C}$ t=10min (Min.) $T_a = +150 + 15 - 0^\circ\text{C}$ t=10min (Min.) 1000cycle	JESD22-A104D	S.S=77 ACCEPT FOR 0 FAILURE ONLY.
5	PRESSURE COOKER (PCT)	$T_a = 121^\circ\text{C}$, $P=29.7\text{psia}$, Relative Humidity = 100%RH 96hr	JESD22-A102D	S.S=77 ACCEPT FOR 0 FAILURE ONLY.
6	THERMAL SHOCK (T.S.T)	HOT TANK $T_a = 100 + 10 - 2^\circ\text{C}$ t= 5min COLD TANK $T_a = 0 + 2 - 10^\circ\text{C}$ t= 5min 100 cycle	JESD22-A106B	S.S=77 ACCEPT FOR 0 FAILURE ONLY.
7	HIGH TEMPERATURE STORAGE LIFE (H.T.S.L)	$T_a = \text{specified max storage temperature}$ $\pm 5^\circ\text{C}$ 1000hr	JESD22-A103C	S.S=77 ACCEPT FOR 0 FAILURE ONLY.
8	TEMPERATURE HUMIDITY STORAGE (T.H.S)	$T_a = 85 \pm 2^\circ\text{C}$, $\text{RH} = 85 \pm 5\%$ 1000hr	EIAJ ED-4701/100 METHOD 103	S.S=77 ACCEPT FOR 0 FAILURE ONLY.
9	SOLDERABILITY TEST	TEMPERATURE OF SOLDER POT= $245 \pm 5^\circ\text{C}$ TIME FOR DIPPING IN SOLDER= 5 ± 0.5 SEC DIPPING DEPTH=0.05inch MAX FROM THE BODY 1 cycle	JESD22-B102D	S.S=10 ACCEPT FOR 0 FAILURE ONLY.
10	SOLDER RESISTANCE	TEMPERATURE OF SOLDER POT= $260 \pm 5^\circ\text{C}$ TIME FOR DIPPING IN SOLDER= $10 \pm 2 - 0$ SEC DIPPING DEPTH= $1.57 \pm 0.79\text{mm}$ FROM THE BODY 1 cycle	JESD22-B106D	S.S=30 ACCEPT FOR 0 FAILURE ONLY.
11	FORWARD SURGE CURRENT	SQ WAVE OR SINE WAVE IFSM= DATE SHEET SPEC TIME= T_p	MIL-STD-750E METHOD 4066.4	S.S=22 ACCEPT FOR 0 FAILURE ONLY.