



MURC4J / MUR460M

SUPERFAST RECOVERY RECTIFIERS

Voltage

600 V

Current


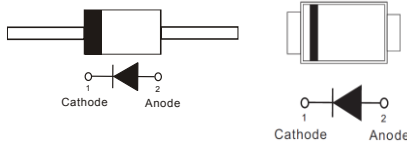
4 A

Features

- Silicon epitaxial high-speed diodes
- Soft recovery characteristics
- Low forward voltage, high current capability
- Hermetically sealed.
- Low leakage
- High surge capacity
- Lead free in compliance with EU RoHS 2011/65/EU directive
- Green molding compound as per IEC61249 Std. . (Halogen Free)(SMC)

Mechanical Data

- Case: Molded plastic, SMC, DO-201AD
- Terminals: Solder plated, solderable per MIL-STD-750, Method 2026
- Polarity: Color Band denotes cathode end
- SMC Approx. Weight: 0.0082 ounces, 0.2325 grams
- DO-201AD Approx. Weight: 0.04 ounces, 1.142 grams
- Marking: Part number



Maximum Ratings ($T_A=25^{\circ}\text{C}$ unless otherwise noted)

PARAMETER	SYMBOL	LIMIT	UNIT
Maximum repetitive peak reverse voltage	V_{RRM}	600	V
Maximum rms voltage	V_{RMS}	420	V
Maximum dc blocking voltage	V_R	600	V
Maximum average forward current	$I_{F(AV)}$	4	A
Peak forward surge current : 8.3ms single half sine-wave superimposed on rated load	I_{FSM}	110	A
Maximum forward voltage at 4A	V_F	1.28	V
Maximum dc reverse current at rated dc blocking voltage	I_R	5	μA
Maximum reverse recovery time	(Note 4)	T_{RR}	50 ns
Typical thermal resistance	SMC(Note 3)	$R_{\theta JA}$	125
	SMC(Note 1)	$R_{\theta JC}$	14
	DO-201AD(Note 2)	$R_{\theta JL}$	24
Operating and storage temperature range	T_J, T_{STG}	-55 to +175	$^{\circ}\text{C}$

Note : 1. Mounted on a FR4 PCB, single-sided copper, with 100cm² copper pad area

2. The testing condition of the thermal resistance (junction to lead) is based on 10 mm lead length between two 10cm x 10cm x 0.5mm copper pad

3. Mounted on a FR4 PCB, single-sided copper, mini pad.

4. Reverse Recovery Test Conditions : $I_F=0.5\text{A}$, $I_R=1\text{A}$, Recover to 0.25A



MURC4J / MUR460M

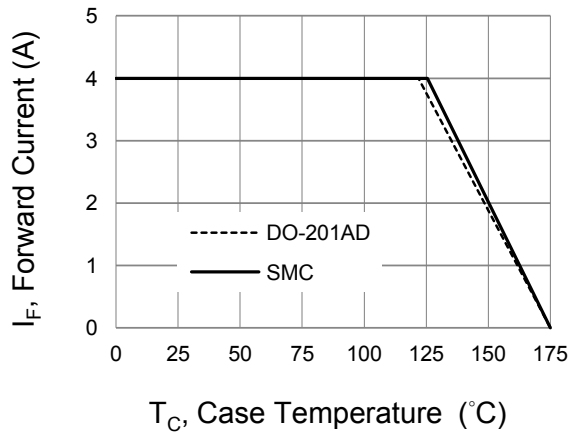


Fig.1 Forward Current Derating Curve

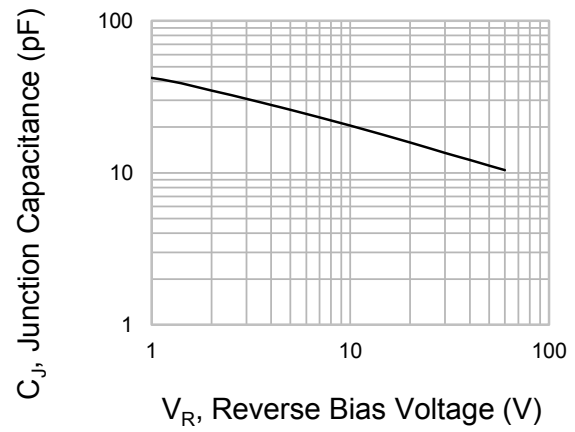


Fig.2 Typical Junction Capacitance

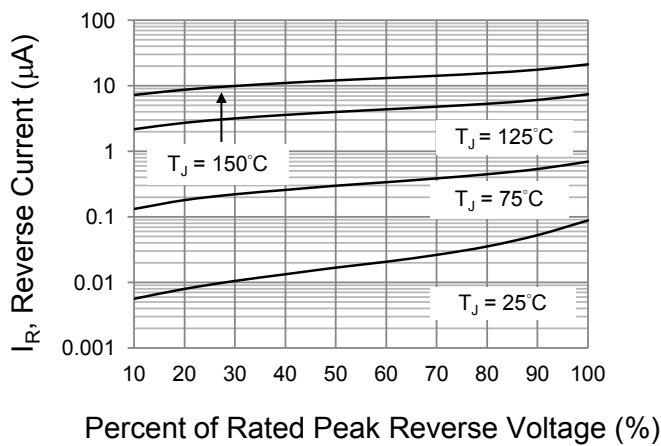


Fig.3 Typical Reverse Characteristics

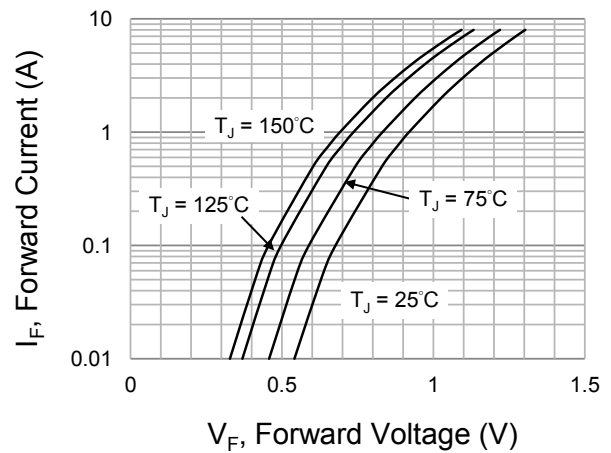


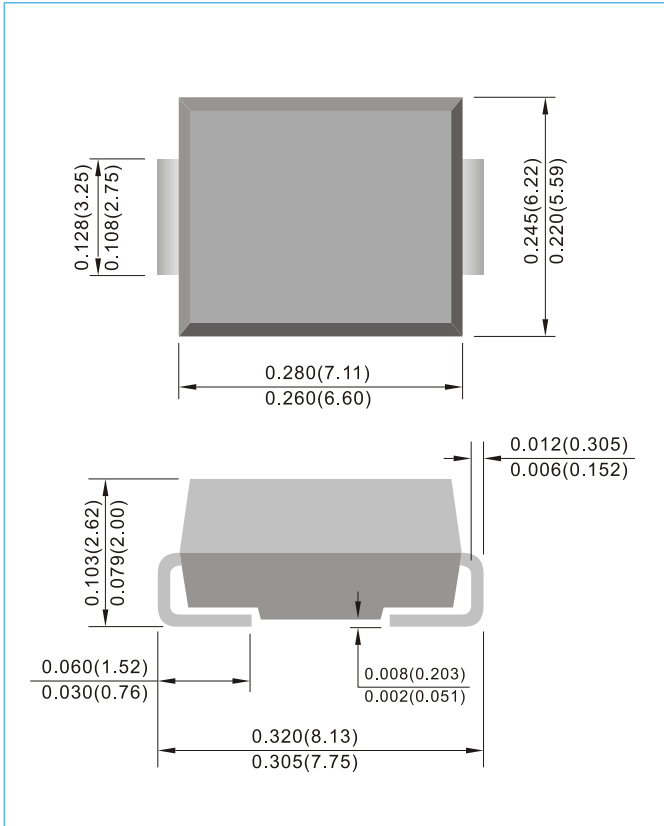
Fig.4 Typical Forward Characteristics



MURC4J / MUR460M

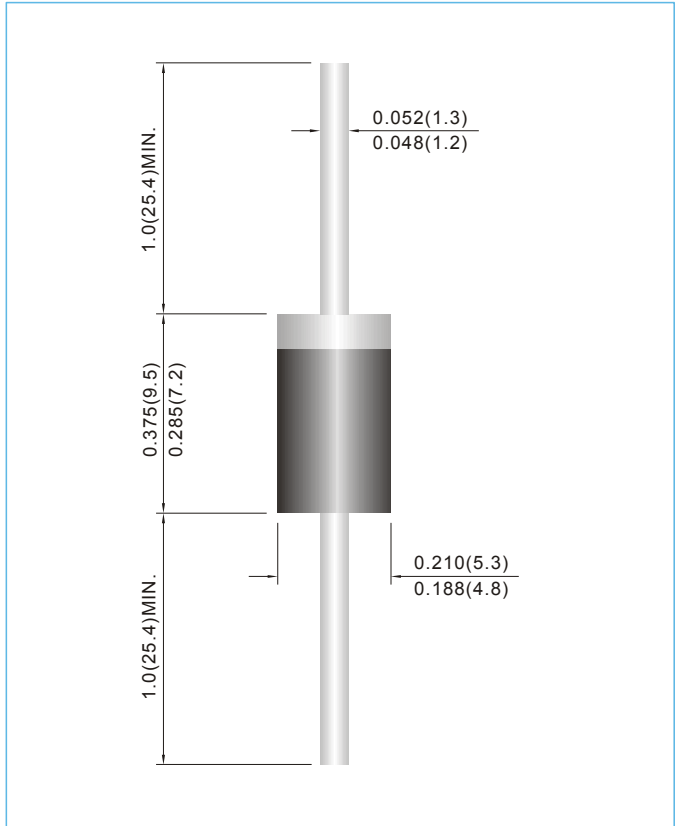
SMC / DO-214AB

Unit : inch(mm)



DO-201AD

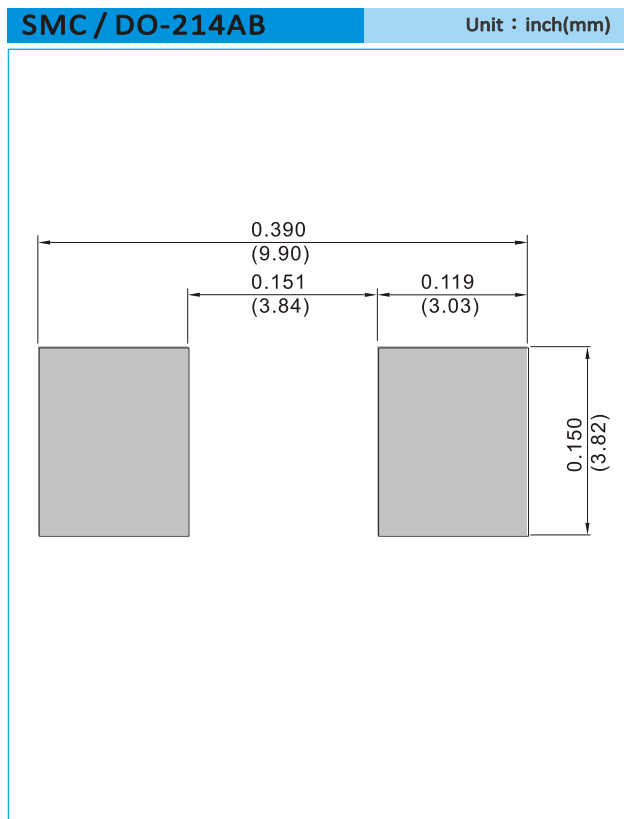
Unit : inch(mm)





MURC4J / MUR460M

MOUNTING PAD LAYOUT



ORDER INFORMATION

- Packing information
 - T/R – 3K per 13" plastic Reel
 - T/R – 0.5K per 7" plastic Reel