



2KBP005M SERIES

IN-LINE GLASS PASSIVATED SINGLE-PHASE BRIDGE RECTIFIER

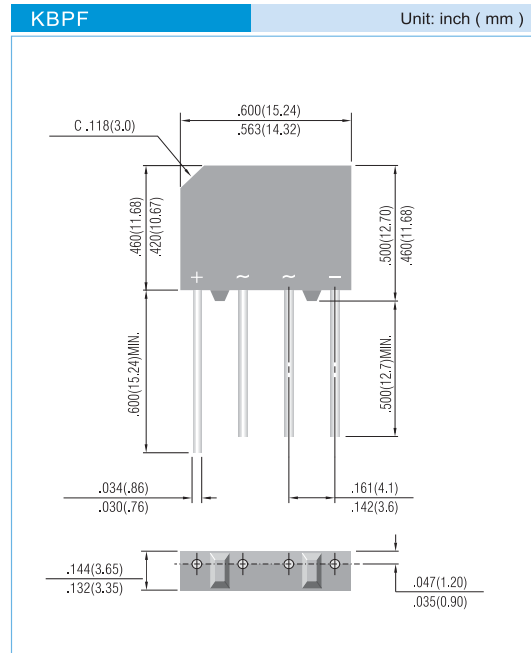
VOLTAGE 50 to 1000 Volts **CURRENT** 2 Amperes

FEATURES

- Plastic material has Underwriters Laboratory Flammability Classification 94V-O
- Ideal for printed circuit board
- Reliable low cost construction utilizing molded plastic technique
- Surge overload rating: 60 Amperes peak
- Lead free in comply with EU RoHS 2011/65/EU directives

MECHANICAL DATA

- Terminals: Leads solderable per MIL-STD-750, Method 2026
- Mounting position: Any
- Weight: 0.06 ounce, 1.70 grams



MAXIMUM RATINGS AND ELECTRICAL CHARACTERISTICS

Rating at 25°C ambient temperature unless otherwise specified. Resistive or inductive load, 60Hz.
For Capacitive load derate current by 20%.

PARAMETER	SYMBOL	2KBP005M	2KBP01M	2KBP02M	2KBP04M	2KBP06M	2KBP08M	2KBP10M	UNITS
Maximum Recurrent Peak Reverse Voltage	V_{RRM}	50	100	200	400	600	800	1000	V
Maximum RMS Bridge Input Voltage	V_{RMS}	35	70	140	280	420	560	700	V
Maximum DC Blocking Voltage	V_{DC}	50	100	200	400	600	800	1000	V
Maximum Average Forward Current For Resistive Load at $T_A=50^\circ\text{C}$	$I_{F(AV)}$	2.0							A
Peak One Cycle Surge Overload Current	I_{FSM}	60							A
Maximum Forward Voltage per Bridge Element at 3.14A DC	V_F	1.1							V
Maximum Reverse Leakage Current at Rated @ $T_J=25^\circ\text{C}$ Dc Blocking Voltage @ $T_J=100^\circ\text{C}$	I_R	5 500							μA
I^2t Rating for fusing ($t < 8.35\text{ms}$)	I^2t	15							A^2t
Typical junction capacitance per leg (Note 1)	C_J	25							pF
Typical Thermal Resistance per leg (Note 2)	$R_{\theta JA}$ $R_{\theta JL}$	30 11							$^\circ\text{C/W}$
Operating Junction and Storage Temperature Range	T_J, T_{STG}	-55 to + 150							$^\circ\text{C}$

NOTES:

1. Measured at 1.0MHZ and applied reverse voltage of 4.0 volts
2. Thermal resistance from junction to ambient and from junction to lead mounted on P.C.B with 0.47 x 0.47"(12 x 12mm)copper pads.



2KBP005M SERIES

RATING AND CHARACTERISTIC CURVES

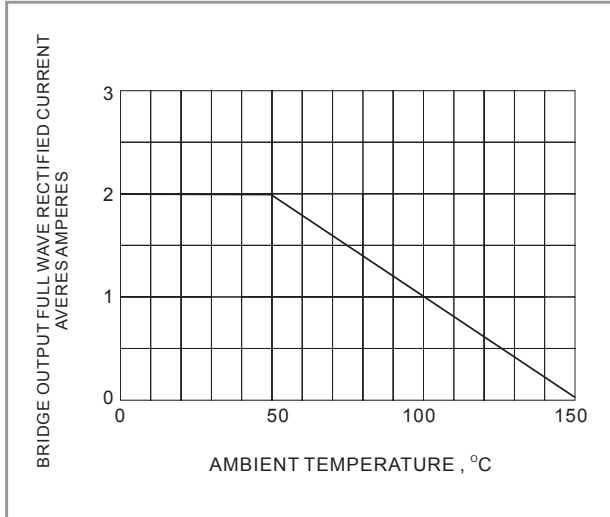


Fig.1 DERATING CURVE FOR OUTPUT RECTIFIED CURRENT

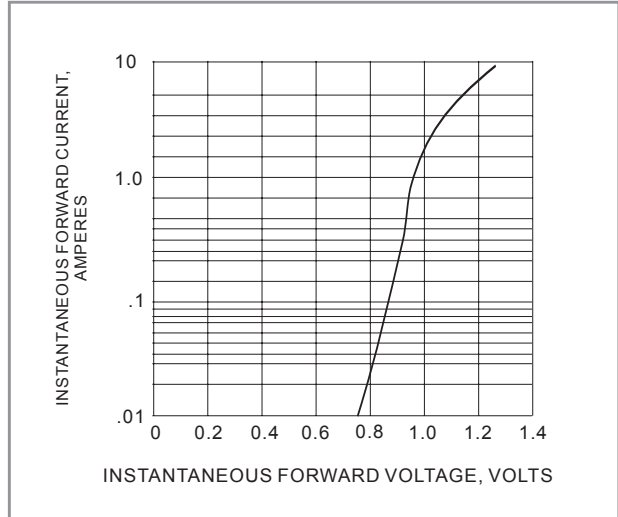


Fig.2 TYPICAL INSTANTANEOUS FORWARD CHARACTERISTICS

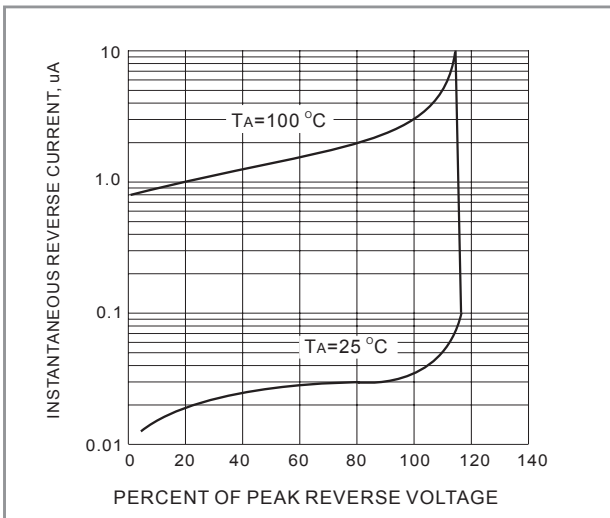


Fig.3 TYPICAL PEAK REVERSE CHARACTERISTICS

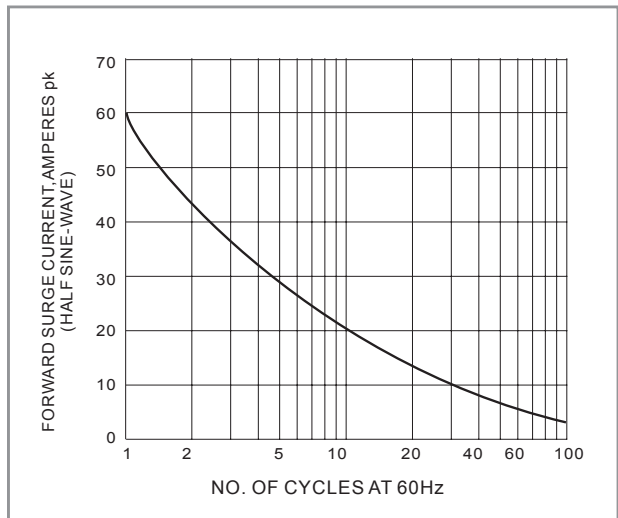


Fig.4 MAXIMUM NON-REPETITIVE PEAK FORWARD SURGE CURRENT



2KBP005M SERIES

Part No_packing code_Version

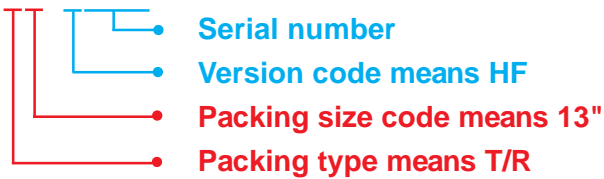
2KBP06M_B0_00001

2KBP06M_B0_10001

For example :

RB500V-40_R2_00001

Part No.



Packing Code XX				Version Code XXXXX		
Packing type	1 st Code	Packing size code	2 nd Code	HF or RoHS	1 st Code	2 nd ~5 th Code
Tape and Ammunition Box (T/B)	A	N/A	0	HF	0	serial number
Tape and Reel (T/R)	R	7"	1	RoHS	1	serial number
Bulk Packing (B/P)	B	13"	2			
Tube Packing (T/P)	T	26mm	X			
Tape and Reel (Right Oriented) (TRR)	S	52mm	Y			
Tape and Reel (Left Oriented) (TRL)	L	PANASERT T/B CATHODE UP (PBCU)	U			
FORMING	F	PANASERT T/B CATHODE DOWN (PBCD)	D			