



SRT880XF

EXTREME LOW VF SCHOTTKY BARRIER RECTIFIER

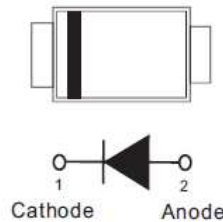
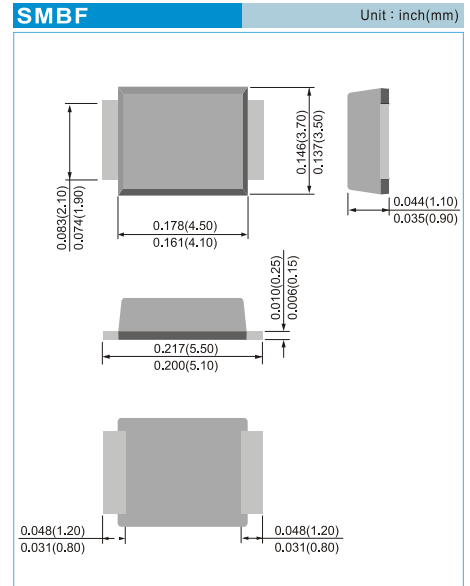
Voltage	80 V	Current	8 A
----------------	-------------	----------------	------------

Features

- Ideal for automated placement
- Extreme low forward voltage drop, low power loss
- High efficiency operation
- Low thermal resistance
- Ultra thin profile package for space constrained utilization
- Easy pick and place package suitable for automated handling
- Lead free in compliance with EU RoHS 2011/65/EU directive
- Green molding compound as per IEC61249 Std. . (Halogen Free)

Mechanical Data

- Case: SMBF package
- Terminals: solder plated, solderable per MIL-STD-750, Method 2026
- Weight: 0.002 ounces, 0.05 grams.
- Marking: Part number



Maximum Ratings And Electrical Characteristics (T_A=25°C unless otherwise noted)

PARAMETER	SYMBOL	LIMIT	UNIT
Maximum repetitive peak reverse voltage	V _{RRM}	80	V
Maximum rms voltage	V _{RMS}	56	V
Maximum dc blocking voltage	V _R	80	V
Maximum average forward rectified current	I _{F(AV)}	8	A
Peak forward surge current : 8.3ms single half sine-wave superimposed on rated load	I _{FSM}	150	A
Typical junction capacitance (V _R =4V, f=1MHz)	C _J	630	pF
Typical thermal resistance	(Note 1) R _{θJL}	15	°C/W
	(Note 2) R _{θJA}	135	
Operating junction temperature range	T _J	-55 to +150	°C
Storage temperature range	T _{STG}	-55 to +150	°C

Note : 1. Mounted on a FR4 PCB, single-sided copper, with 100cm² copper pad area.
2. Mounted on a FR4 PCB, single-sided copper, mini pad.



SRT880XF

Electrical Characteristics (T_A=25°C unless otherwise noted)

PARAMETER	SYMBOL	TEST CONDITION		MIN.	TYP.	MAX.	UNITS
Breakdown voltage	V _{BR}	I _R =0.5mA	T _J =25°C	80	-	-	V
Instantaneous forward voltage	V _F	I _F =1A	T _J =25°C	-	0.39	-	V
		I _F =5A		-	0.49	-	
		I _F =8A		-	0.55	0.61	
		I _F =1A	T _J =125°C	-	0.27	-	V
		I _F =5A		-	0.43	-	
Reverse current	I _R	V _R =56V	T _J =25°C	-	6.5	-	μA
		V _R =80V	T _J =25°C	-	-	60	μA
			T _J =125°C	-	7.4	-	mA



SRT880XF

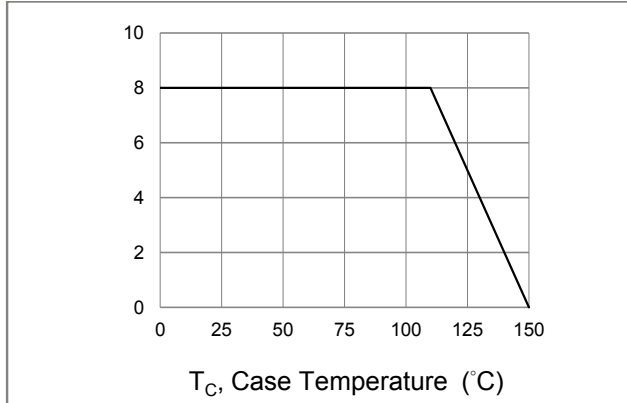


Fig.1 Forward Current Derating Curve

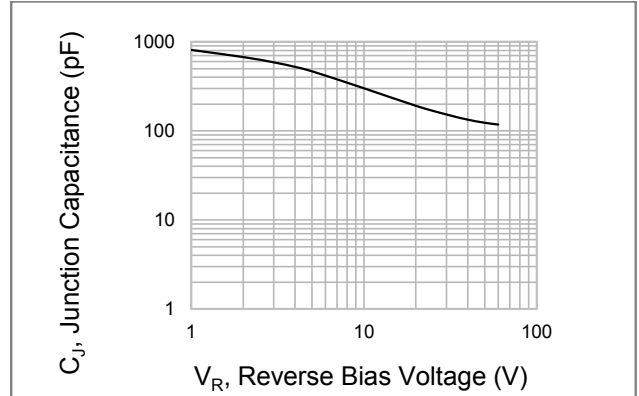


Fig.2 Typical Junction Capacitance

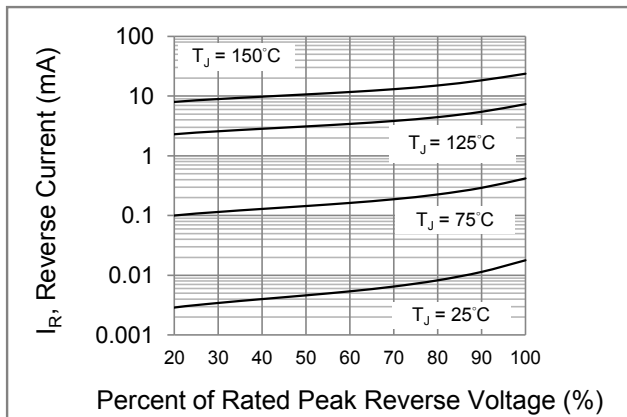


Fig.3 Typical Reverse Characteristics

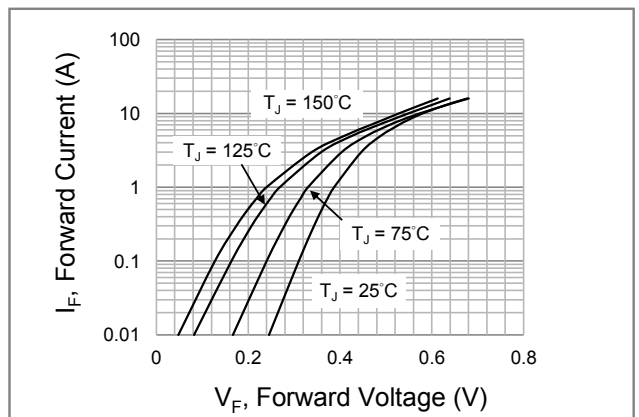


Fig.4 Typical Forward Characteristics

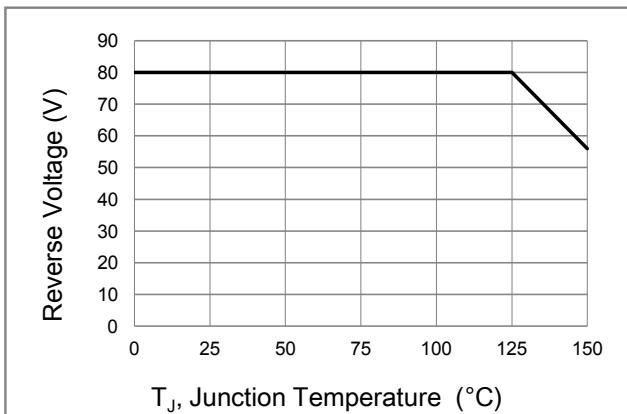
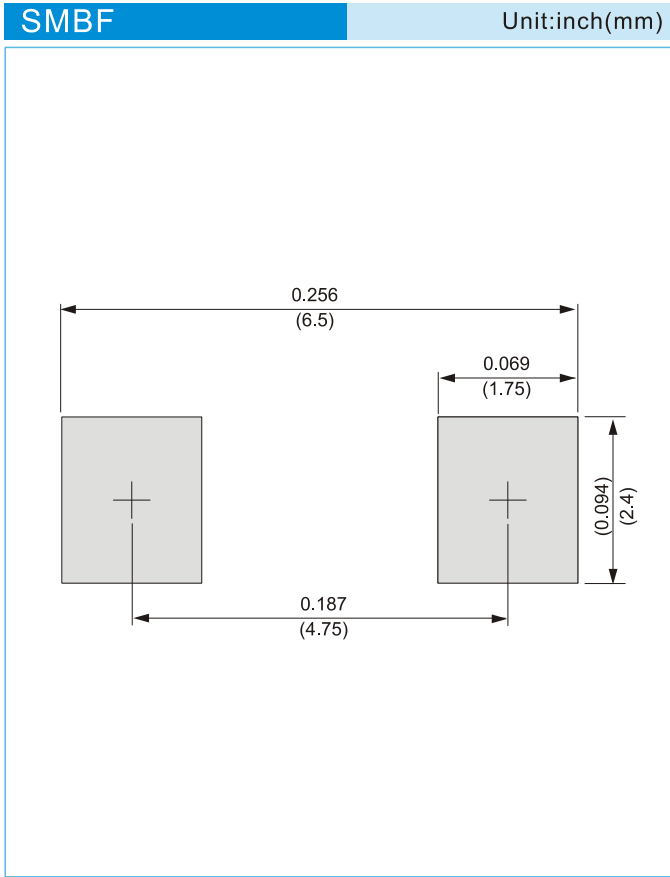


Fig.5 Operating Temperature Derating Curve



SRT880XF

MOUNTING PAD LAYOUT



ORDER INFORMATION

- Packing information
T/R – 5K per 13" plastic Reel



SRT880XF

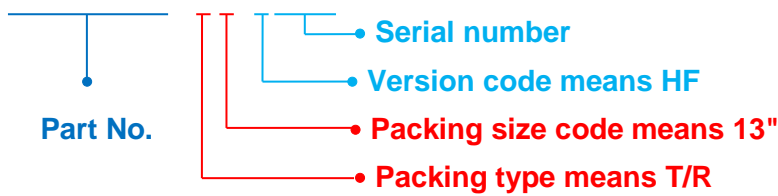
Part No._packing code_Version

SRT880XF_R1_00001

SRT880XF_R2_00001

For example :

RB500V-40_R2_00001



Packing Code XX				Version Code XXXXXX		
Packing type	1st Code	Packing size code	2nd Code	HF or RoHS	1st Code	2nd~5th Code
Tape and Ammunition Box (T/B)	A	N/A	0	HF	0	serial number
Tape and Reel (T/R)	R	7"	1	RoHS	1	serial number
Bulk Packing (B/P)	B	13"	2			
Tube Packing (T/P)	T	26mm	X			
Tape and Reel (Right Oriented) (TRR)	S	52mm	Y			
Tape and Reel (Left Oriented) (TRL)	L	PANASERT T/B CATHODE UP (PBCU)	U			
FORMING	F	PANASERT T/B CATHODE DOWN (PBCD)	D			



SRT880XF

Disclaimer

- Reproducing and modifying information of the document is prohibited without permission from Panjit International Inc..
- Panjit International Inc. reserves the rights to make changes of the content herein the document anytime without notification. Please refer to our website for the latest document.
- Panjit International Inc. disclaims any and all liability arising out of the application or use of any product including damages incidentally and consequentially occurred.
- Panjit International Inc. does not assume any and all implied warranties, including warranties of fitness for particular purpose, non-infringement and merchantability.
- Applications shown on the herein document are examples of standard use and operation. Customers are responsible in comprehending the suitable use in particular applications. Panjit International Inc. makes no representation or warranty that such applications will be suitable for the specified use without further testing or modification.
- The products shown herein are not designed and authorized for equipments requiring high level of reliability or relating to human life and for any applications concerning life-saving or life-sustaining, such as medical instruments, transportation equipment, aerospace machinery et cetera. Customers using or selling these products for use in such applications do so at their own risk and agree to fully indemnify Panjit International Inc. for any damages resulting from such improper use or sale.
- Since Panjit uses lot number as the tracking base, please provide the lot number for tracking when complaining.