



# SX33L

## LOW VF SCHOTTKY BARRIER DIODE

**VOLTAGE** 30 Volt **CURRENT** 3 Ampere

### SMA / DO-214AC

Unit : inch(mm)

### FEATURES

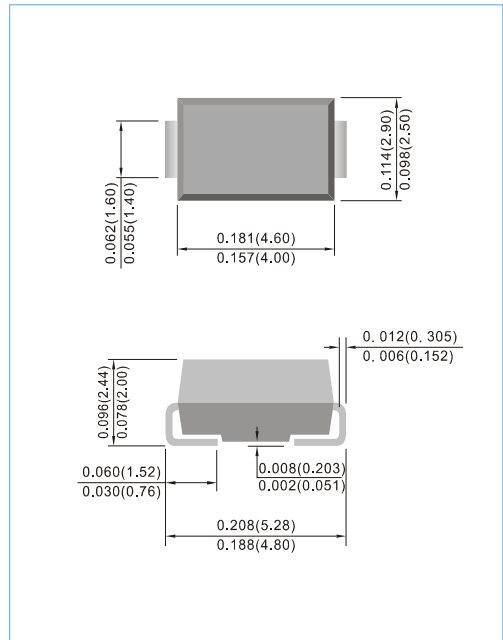
- Low forward voltage drop, low reverse current
- High Efficiency
- Lead free in compliance with EU RoHS 2.0
- Green molding compound as per IEC 61249 standard

### APPLICATIONS

- Low voltage high frequency inverters
- DC/DC converters
- Polarity protection
- Freewheeling

### MECHANICAL DATA

- Case: JEDEC DO-214AC molded plastic
- Terminals: Solder plated, solderable per MIL-STD-750, Method 2026
- Polarity: Color band denotes cathode end
- Standard packaging: 12mm tape (EIA-481)
- Weight: 0.0024 ounces, 0.0679 grams



### ABSOLUTE MAXIMUM RATINGS (T<sub>A</sub>= 25°C)

PARAMETER	SYMBOL	LIMITS	UNIT
Maximum Repetitive Peak Reverse Voltage	V <sub>RRM</sub>	30	V
Maximum Average Rectified Forward Current	I <sub>O</sub>	3	A
Peak Surge Forward Current	I <sub>FSM</sub>	75	A
Typical Thermal Resistance (Note 1)	R <sub>θJA</sub> R <sub>θJL</sub>	100 20	°C/W
Operating Junction Temperature Range	T <sub>J</sub>	-55 to +125	°C
Storage Temperature Range	T <sub>STG</sub>	-55 to +150	°C

### ELECTRICAL CHARACTERISTICS (T<sub>A</sub>= 25°C)

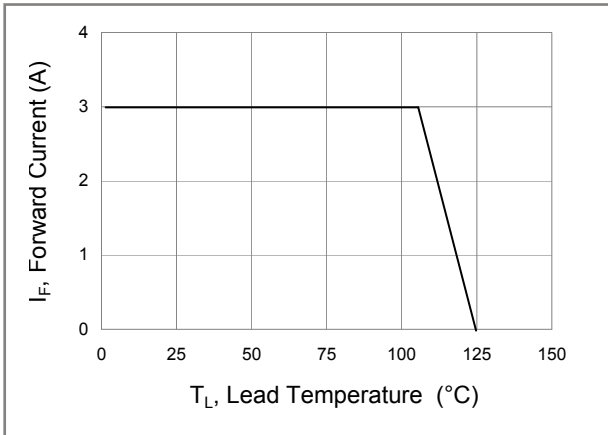
PARAMETER	SYMBOL	TEST CONDITIONS	MIN.	TYP.	MAX.	UNIT	
Instantaneous forward voltage (Note 2)	V <sub>F</sub>	I <sub>F</sub> =1A T <sub>J</sub> =25°C	-	0.29	0.31	V	
		I <sub>F</sub> =2A T <sub>J</sub> =25°C	-	0.32	0.35		
		I <sub>F</sub> =3A T <sub>J</sub> =25°C	-	0.35	0.37		
			I <sub>F</sub> =1A T <sub>J</sub> =125°C	-	0.17	-	V
			I <sub>F</sub> =2A T <sub>J</sub> =125°C	-	0.21	-	
			I <sub>F</sub> =3A T <sub>J</sub> =125°C	-	0.26	-	
Reverse current	I <sub>R</sub>	V <sub>R</sub> =21V T <sub>J</sub> =25°C T <sub>J</sub> =125°C	-	0.3 90	0.5 -	mA	
		V <sub>R</sub> =30V T <sub>J</sub> =25°C T <sub>J</sub> =125°C	-	0.8 160	1 -		mA

NOTES:

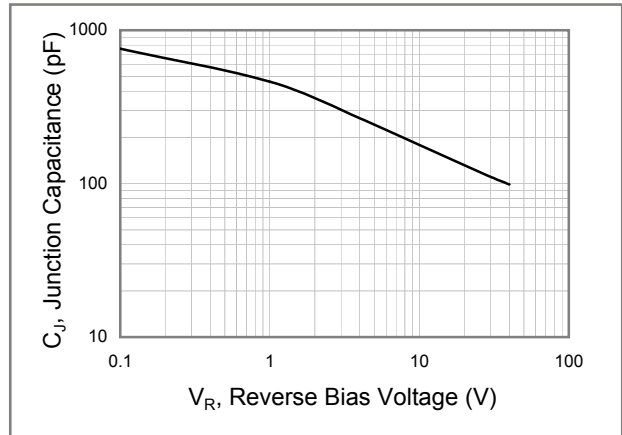
1. Mounted on P.C. Board with 25mm<sup>2</sup> copper pad areas.
2. Pulse Test with PW =300µsec, 1% Duty Cycle.



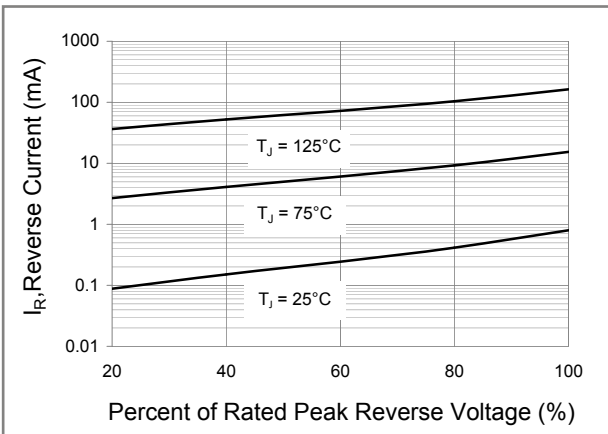
**SX33L**



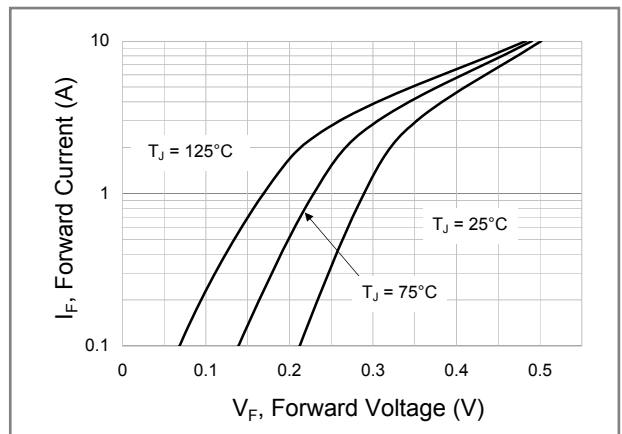
**Fig.1 Forward Current Derating Curve**



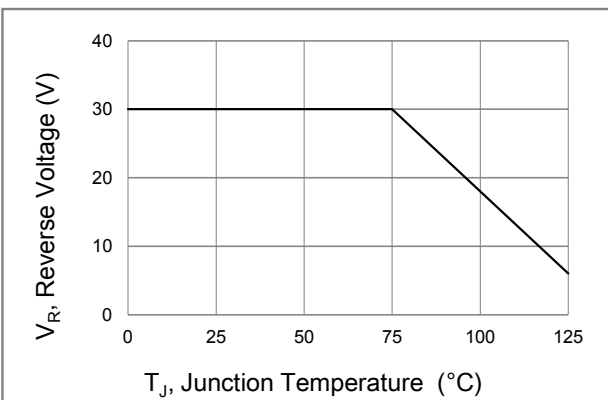
**Fig.2 Typical Junction Capacitance**



**Fig.3 Typical Reverse Characteristics**



**Fig.4 Typical Forward Characteristics**



**Fig.5 Operating Temperature Derating Curve**

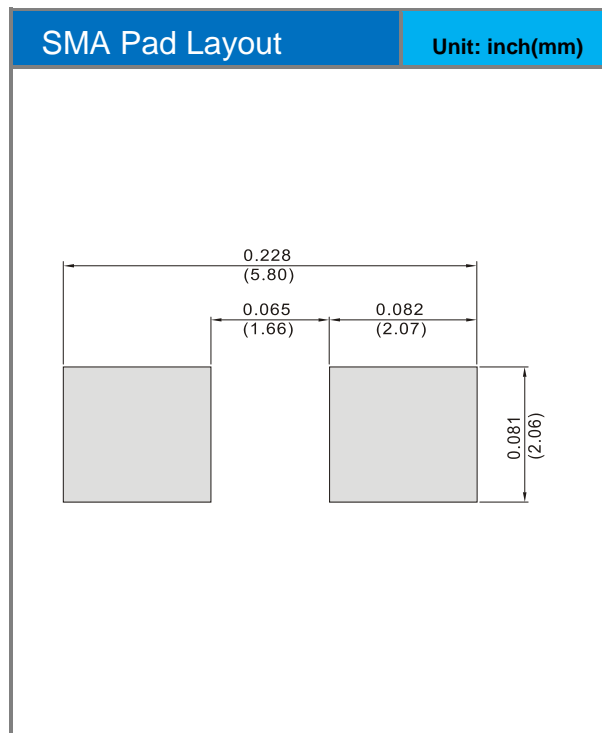


**SX33L**

**Part No Packing Code Version**

Part No Packing Code	Package Type	Packing Type	Marking	Version
SX33L_R1_00001	SMA	1.8K pcs / 7" reel	SX33L	Halogen free

**Mounting Pad Layout**





## SX33L

### Disclaimer

- Reproducing and modifying information of the document is prohibited without permission from Panjit International Inc..
- Panjit International Inc. reserves the rights to make changes of the content herein the document anytime without notification. Please refer to our website for the latest document.
- Panjit International Inc. disclaims any and all liability arising out of the application or use of any product including damages incidentally and consequentially occurred.
- Panjit International Inc. does not assume any and all implied warranties, including warranties of fitness for particular purpose, non-infringement and merchantability.
- Applications shown on the herein document are examples of standard use and operation. Customers are responsible in comprehending the suitable use in particular applications. Panjit International Inc. makes no representation or warranty that such applications will be suitable for the specified use without further testing or modification.
- The products shown herein are not designed and authorized for equipments requiring high level of reliability or relating to human life and for any applications concerning life-saving or life-sustaining, such as medical instruments, transportation equipment, aerospace machinery et cetera. Customers using or selling these products for use in such applications do so at their own risk and agree to fully indemnify Panjit International Inc. for any damages resulting from such improper use or sale.
- Since Panjit uses lot number as the tracking base, please provide the lot number for tracking when complaining.