



BAV70DW

QUAD SURFACE MOUNT SWITCHING DIODES

VOLTAGE	75 Volts	POWER	200mWatts
----------------	-----------------	--------------	------------------

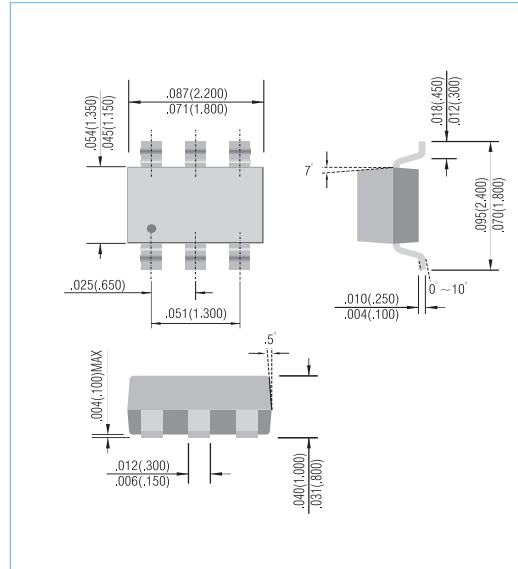
SOT-363 Unit: inch (mm)

FEATURES

- Fast switching speed.
- Surface mount package Ideally Suited for Automatic insertion
- Electrically Identical to Standard JEDEC
- High Conductance
- Pb free product : Sn can meet RoHS environment substance directive request

MECHANICAL DATA

- Case: SOT-363, Plastic
- Terminals: Solderable per MIL-STD-750, Method 2026
- Approx. Weight: 0.006 gram
- Marking Code: JA



MAXIMUM RATINGS AND ELECTRICAL CHARACTERISTICS

Ratings at 25°C ambient temperature unless otherwise specified. For capacitive load, derate current by 20%.

PARAMETER	SYMBOL	BAV70DW	UNITS
Reverse Voltage	V_R	75	V
Peak Reverse Voltage	V_{RM}	100	V
Rectified Current (Average), Half Wave Rectification with Resistive Load and $f \geq 50$ Hz	$I_{F(AV)}$	150	mA
Peak Forward Surge Current, 1.0us	I_{FSM}	300	mA
Power Dissipation Derate Above 25°C	P_{TOT}	200	mW
Maximum Forward Voltage	V_F	0.715 @ $I_F=0.001A$ 0.855 @ $I_F=0.01A$ 1.0 @ $I_F=0.05A$ 1.25 @ $I_F=0.15A$	V
Maximum DC Reverse Current at 25V 75V	I_R	0.03 2.5	μA
Maximum Junction Capacitance(Notes1)	C_J	1.5	pF
Maximum Reverse Recovery Time (Notes2)	t_{rr}	4.0	ns
Maximum Thermal Resistance	$R_{\theta JA}$	625	°C / W
Junction Temperature Range	T_J	-55 TO +150	°C

NOTE:

1. C_J at $V_R=0$, $f=1$ MHZ
2. From $I_F=10$ mA to $I_R=1$ mA, $V_R=6$ Volts, $R_L=100\Omega$

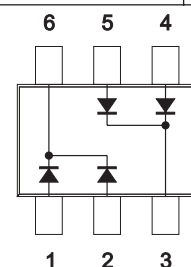


Fig.52



BAV70DW

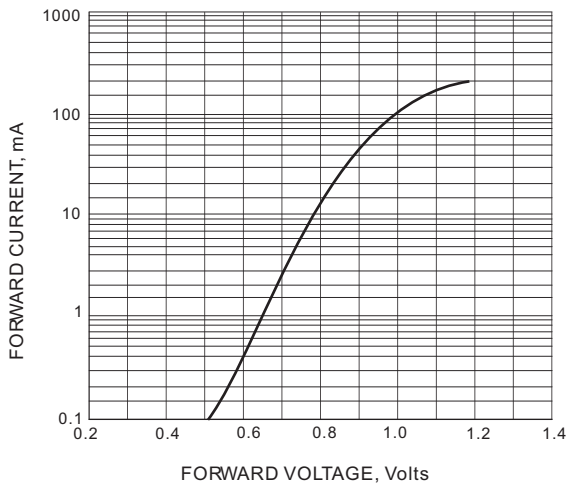


FIG. 1-TYPICAL FORWARD CHARACTERISTIC

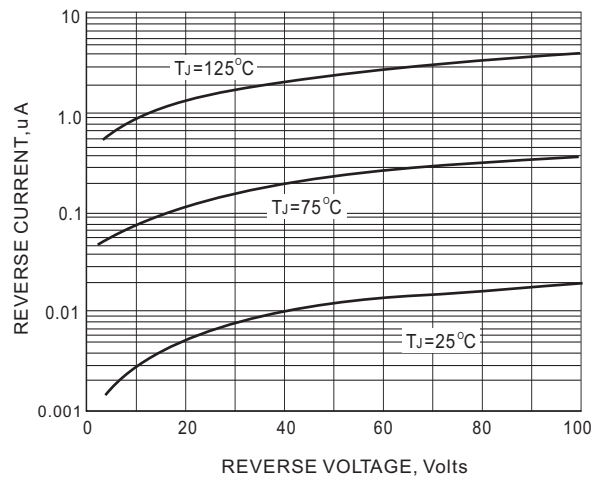


FIG. 2-TYPICAL REVERSE CHARACTERISTICS

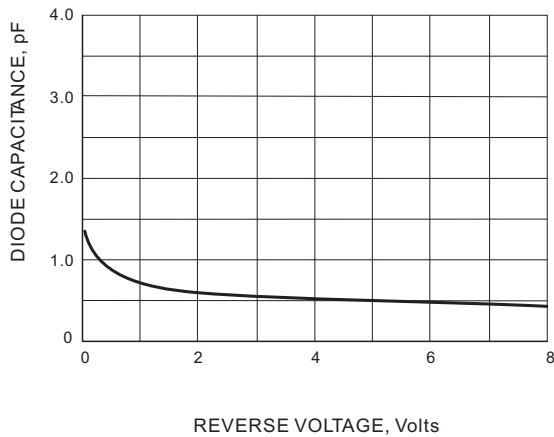


FIG. 3 TYPICAL JUNCTION CAPACITANCE

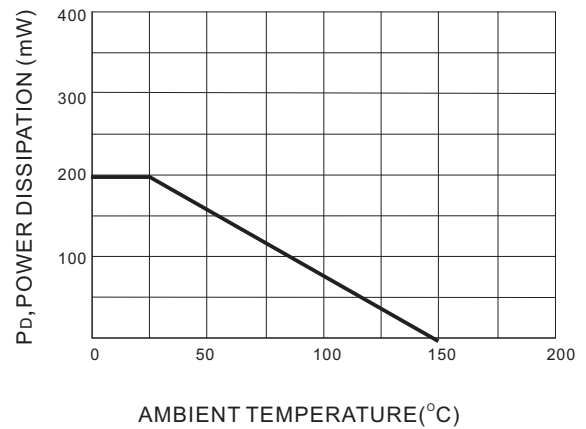


FIG. 4 POWER DERATING CURVE