



# DATA SHEET

## 1N4448W

### SURFACE MOUNT SWITCHING DIODES

**VOLTAGE** 100 Volts **POWER** 500 mWatts

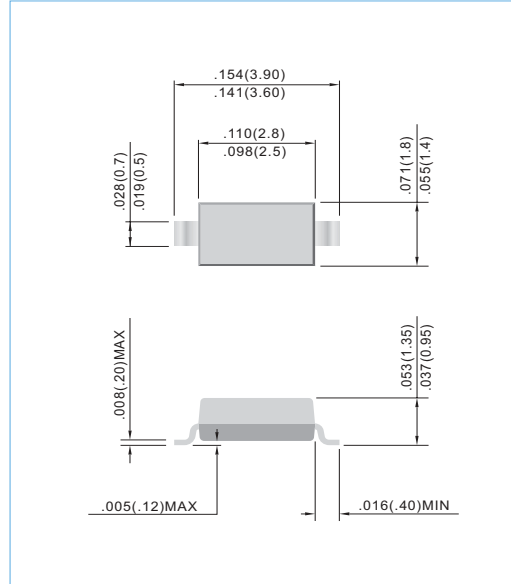
**SOD-123** Unit: inch (mm)

#### FEATURES

- Fast switching Speed.
- Electrically Identical to Standard JEDEC
- High Conductance
- Surface Mount Package Ideally Suited for Automatic Insertion.
- In compliance with EU RoHS 2002/95/EC directives

#### MECHANICAL DATA

- Case: SOD-123 plastic case.
- Terminals : Solderable per MIL-STD-750, Method 2026
- Standard packaging: 8mm tape
- Weight: approximately 0.0104 g
- Marking: A3

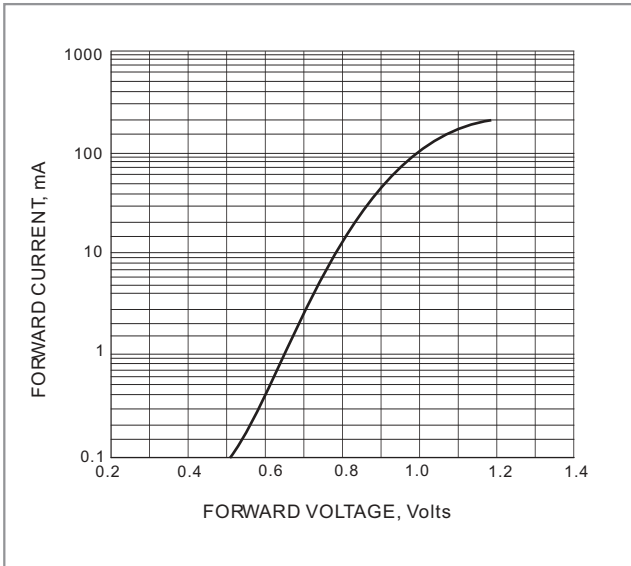


### MAXIMUM RATINGS AND ELECTRICAL CHARACTERISTICS (T<sub>J</sub>=25°C unless otherwise noted)

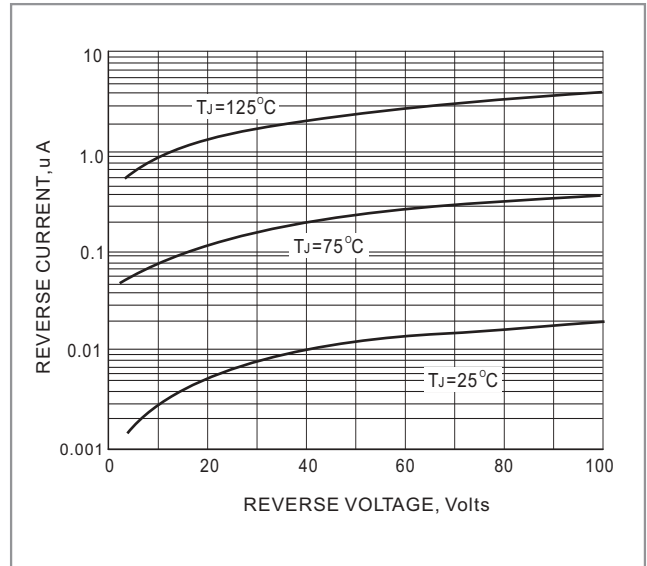
PARAMETER	SYMBOL	1N4448W	UNITS
Reverse Voltage	V <sub>R</sub>	75	V
Peak Reverse Voltage	V <sub>RM</sub>	100	V
RMS Voltage	V <sub>RMS</sub>	50	V
Maximum DC Blocking Voltage	V <sub>DC</sub>	75	V
Maximum Average Forward Current at Ta=25°C	I <sub>AV</sub>	150	mA
Peak Forward Surge Current, 1.0us	I <sub>FSM</sub>	4	A
Power Dissipation Derate Above 25°C	P <sub>TOT</sub>	500	mW
Maximum Forward Voltage	V <sub>F</sub>	0.72 / 0.005A 1.0 / 0.1A	V
Maximum DC Reverse Current at Rated DC Blocking Voltage T <sub>J</sub> = 25°C	I <sub>R</sub>	2.5@ 75V	uA
Junction Capacitance (Notes1)	C <sub>J</sub>	4.0	pF
Maximum Reverse Recovery (Notes2)	T <sub>RR</sub>	4.0	ns
Maximum Thermal Resistance	R <sub>θJA</sub>	450	°C / W
Storage Temperature Range	T <sub>J</sub>	-55 to +150	°C

**NOTE:**

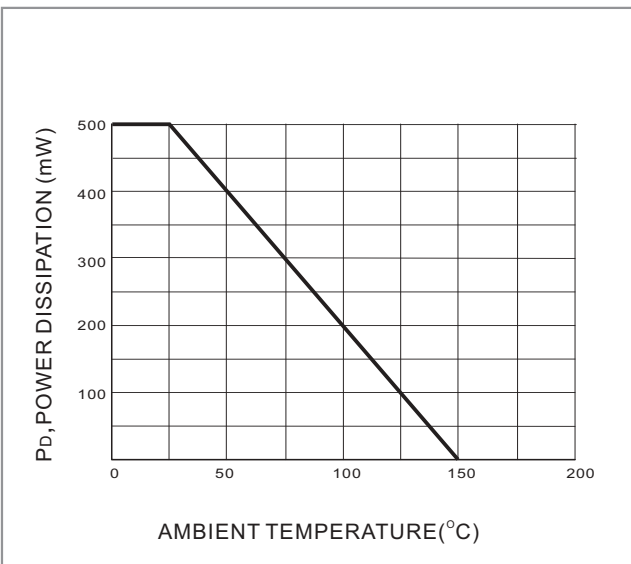
1. C<sub>J</sub> at V<sub>R</sub>=0, f=1MHZ
2. From I<sub>F</sub>=10mA to I<sub>R</sub>=1mA, V<sub>R</sub>=6Volts, R<sub>L</sub>=100Ω



**FIG. 1-TYPICAL FORWARD CHARACTERISTIC**



**FIG. 2-TYPICAL REVERSE CHARACTERISTICS**



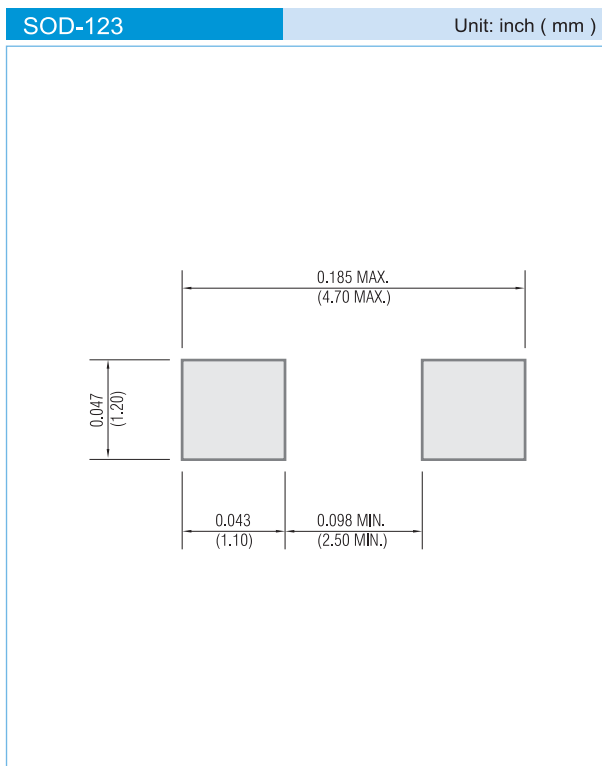
**FIG. 3 POWER DERATING CURVE**




---

## MOUNTING PAD LAYOUT

---




---

## ORDER INFORMATION

---

- Packing information
  - T/R - 10K per 13" plastic Reel
  - T/R - 3K per 7" plastic Reel

---

## LEGAL STATEMENT

---

### Copyright PanJit International, Inc 2008

The information presented in this document is believed to be accurate and reliable. The specifications and information herein are subject to change without notice. Pan Jit makes no warranty, representation or guarantee regarding the suitability of its products for any particular purpose. Pan Jit products are not authorized for use in life support devices or systems. Pan Jit does not convey any license under its patent rights or rights of others.